

FRAPORT AG FFM.AIRPORT.SER.AG FUTURE (FRAG) - EUX/C10

2024/06/21 19:17:10

Price
50.4842 EURDifference  -1.85% (-0.95)

General attributes

Symbol	FRAGC10
Exchange	Eurex
Currency	EUR
Security type	Future
Underlying	FRAPORT AG
Maturity	04-2025
Contract size	100

Market data

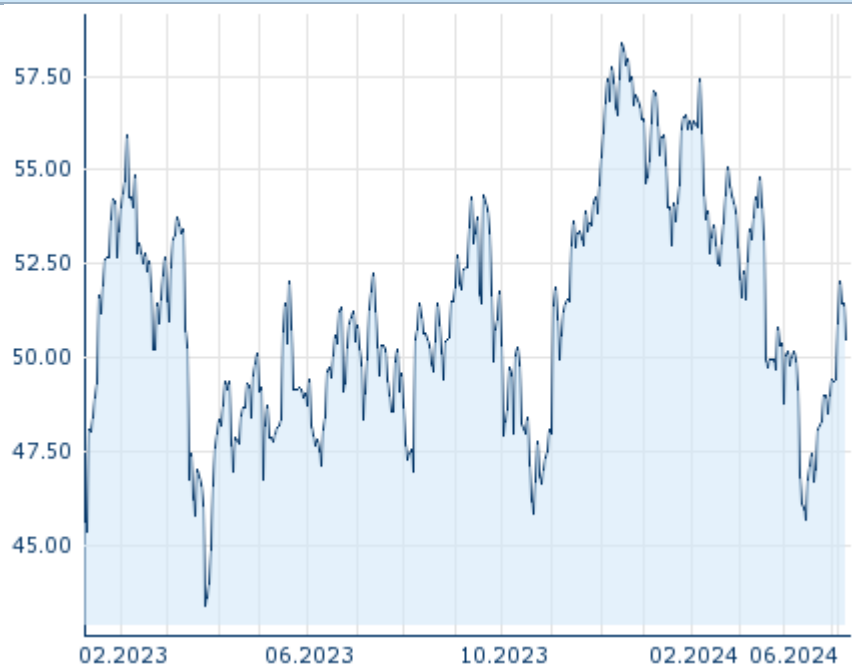
Bid (Bid size)	- EUR (-)
Ask (Ask size)	- EUR (-)
Open	50.4842 EUR
High	50.4842 EUR
Low	50.4842 EUR
Close (prev. day)	51.4364 EUR
Underlying	FRAPORT AG
Underlying price (date)	48.20 (24/06/28)
Settlement price (date)	49.72 (24/06/28)
Open Interest	0

Performance and Risk

	6m	1Y	3Y
Perf (%)	-12.17%	-1.46%	-
Perf (abs.)	-6.99	-0.75	-
Beta	-	-	-
Volatility	26.29	29.07	-

Futures and Options

Related Futures	-
Related Options	-












Information about previous performance does not guarantee future performance.
Source: FactSet

Price data

Ø price 5 days Ø volume 5 days (pcs.)	51.2605 EUR (0)
Ø price 30 days Ø volume 30 days (pcs.)	- EUR (-)
Ø price 100 days Ø volume 100 days (pcs.)	51.4198 EUR (0)
Ø price 250 days Ø volume 250 days (pcs.)	51.8595 EUR (0)
YTD High date	57.4479 EUR (2024/02/06)
YTD Low date	45.6712 EUR (2024/04/16)
52 Weeks High date	58.3858 EUR (2023/12/14)
52 Weeks Low date	45.6712 EUR (2024/04/16)

Recent Research

on sector		on market	
Date		Headline	Download
2024/06/21		Global Equity Ratings	
2024/06/14		Global Equity Ratings	
2024/05/29		Global Equity Ratings	
2024/04/26		Global Equity Ratings	
2024/04/03		Global Equity Ratings	