

# FORTIS INC. FUTURE (FTSF) - EUX/C13

2024/09/18 18:40:47

Price  
**46.5513** USD

Difference  -0.81% (-0.38)

### General attributes

Symbol	FTSFC13
Exchange	Eurex
Currency	USD
Security type	Future
Underlying	FORTIS INC.
Maturity	09-2025
Contract size	100

### Market data

Bid (Bid size)	- USD (-)
Ask (Ask size)	- USD (-)
Open	46.5513 USD
High	46.5513 USD
Low	46.5513 USD
Close (prev. day)	46.9302 USD
Underlying	FORTIS INC.
Underlying price (date)	61.04 (24/09/18)
Settlement price (date)	46.55 (24/09/18)
Open Interest	0

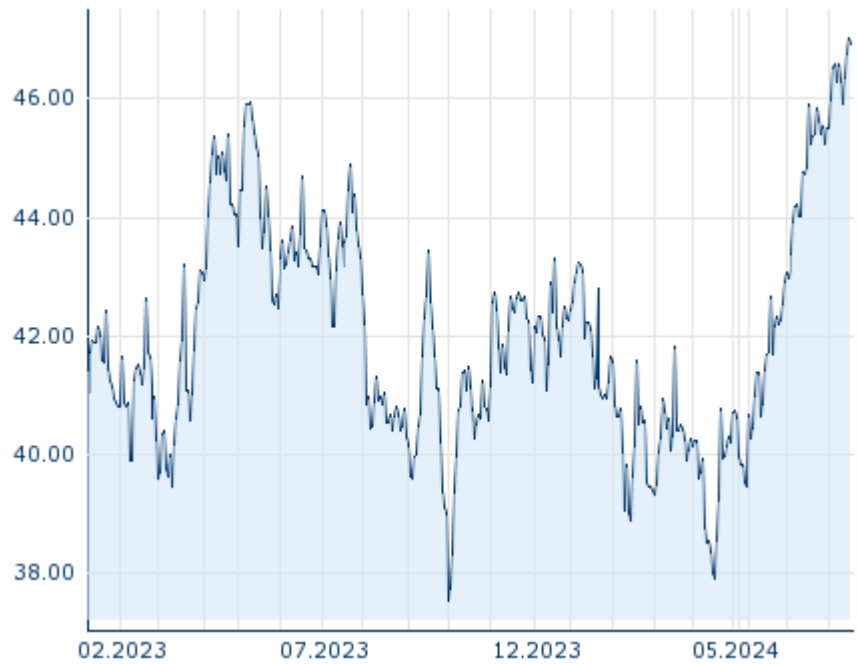
### Performance and Risk

	6m	1Y	3Y
Perf (%)	+16.42%	+10.01%	-
Perf (abs.)	+6.62	+4.27	-
Beta	-	-	-
Volatility	17.76	20.58	-

### Futures and Options

Related Futures	-
Related Options	-

5Y












Information about previous performance does not guarantee future performance.  
Source: FactSet

### Price data

Ø price 5 days   Ø volume 5 days (pcs.)	46.5913 USD (0)
Ø price 30 days   Ø volume 30 days (pcs.)	45.5510 USD (0)
Ø price 100 days   Ø volume 100 days (pcs.)	43.3902 USD (0)
Ø price 250 days   Ø volume 250 days (pcs.)	41.6348 USD (0)
YTD High   date	47.0208 USD (2024/09/16)
YTD Low   date	37.9045 USD (2024/04/17)
52 Weeks High   date	47.0208 USD (2024/09/16)
52 Weeks Low   date	37.5387 USD (2023/10/02)

### Recent Research

on sector			
Date		Headline	Download
2024/09/11		Global Equity Ratings	
2024/09/05		Global Equity Ratings	
2024/08/12		Global Equity Ratings	
2024/07/24		Global Equity Ratings	
2024/07/12		Global Equity Ratings	