

FORTIS INC. FUTURE (FTSF) - EUX/C13

2024/09/03 18:38:16

Price
45.9719 USD

Difference  1.04% (0.47)

General attributes

Symbol	FTSFC13
Exchange	Eurex
Currency	USD
Security type	Future
Underlying	FORTIS INC.
Maturity	09-2025
Contract size	100

Market data

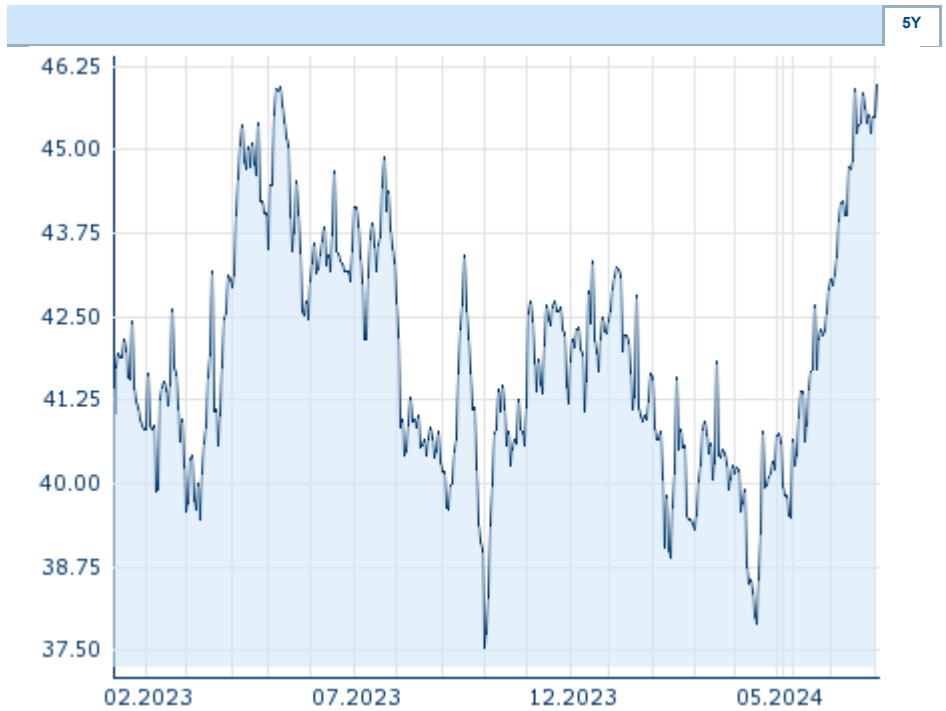
Bid (Bid size)	- USD (-)
Ask (Ask size)	- USD (-)
Open	45.9719 USD
High	45.9719 USD
Low	45.9719 USD
Close (prev. day)	45.4979 USD
Underlying	FORTIS INC.
Underlying price (date)	60.39 (24/09/03)
Settlement price (date)	45.97 (24/09/03)
Open Interest	0

Performance and Risk

	6m	1Y	3Y
Perf (%)	+16.92%	+14.45%	-
Perf (abs.)	+6.65	+5.80	-
Beta	-	-	-
Volatility	18.88	20.87	-

Futures and Options

Related Futures	-
Related Options	-











Information about previous performance does not guarantee future performance.
Source: FactSet

Price data

Ø price 5 days Ø volume 5 days (pcs.)	45.5490 USD (0)
Ø price 30 days Ø volume 30 days (pcs.)	44.2740 USD (0)
Ø price 100 days Ø volume 100 days (pcs.)	42.2565 USD (0)
Ø price 250 days Ø volume 250 days (pcs.)	41.4187 USD (0)
YTD High date	45.9719 USD (2024/09/03)
YTD Low date	37.9045 USD (2024/04/17)
52 Weeks High date	45.9719 USD (2024/09/03)
52 Weeks Low date	37.5387 USD (2023/10/02)

Recent Research

on sector			
Date		Headline	Download
2024/08/12		Global Equity Ratings	
2024/07/24		Global Equity Ratings	
2024/07/12		Global Equity Ratings	
2024/06/21		Global Equity Ratings	
2024/06/14		Global Equity Ratings	