

SALESFORCE.COM INC. FUTURE (FOOG) - EUX/C12

2024/09/17 18:45:55

Price
266.5252 USDDifference  0.42% (1.13)

General attributes

Symbol	FOOGC12
Exchange	Eurex
Currency	USD
Security type	Future
Underlying	SALESFORCE INC.
Maturity	08-2025
Contract size	100

Market data

Bid (Bid size)	- USD (-)
Ask (Ask size)	- USD (-)
Open	266.5252 USD
High	266.5252 USD
Low	266.5252 USD
Close (prev. day)	265.398 USD
Underlying	SALESFORCE INC.
Underlying price (date)	251.846 (24/09/18)
Settlement price (date)	266.53 (24/09/17)
Open Interest	0

Performance and Risk

	6m	1Y	3Y
Perf (%)	-13.80%	+17.39%	-
Perf (abs.)	-42.68	+39.48	-
Beta	-	-	-
Volatility	42.45	34.24	-

Futures and Options

Related Futures	-
Related Options	-












Information about previous performance does not guarantee future performance.
Source: FactSet

Price data

Ø price 5 days Ø volume 5 days (pcs.)	262.1233 USD (0)
Ø price 30 days Ø volume 30 days (pcs.)	264.0948 USD (0)
Ø price 100 days Ø volume 100 days (pcs.)	263.7418 USD (0)
Ø price 250 days Ø volume 250 days (pcs.)	270.2204 USD (0)
YTD High date	333.2098 USD (2024/03/01)
YTD Low date	238.0216 USD (2024/06/17)
52 Weeks High date	333.2098 USD (2024/03/01)
52 Weeks Low date	15.7763 USD (2023/12/14)

Recent Research

on underlying	on sector	on market	
Date		Headline	Download
2024/09/11		Global Equity Ratings	
2024/09/05		Global Equity Ratings	
2024/08/12		Global Equity Ratings	
2024/07/24		Global Equity Ratings	
2024/07/12		Global Equity Ratings	