

SALESFORCE.COM INC. FUTURE (FOOG) - EUX/C12

2024/08/21 18:44:58

Price
271.1153 USDDifference  -0.66% (-1.80)

General attributes

Symbol	FOOGC12
Exchange	Eurex
Currency	USD
Security type	Future
Underlying	SALESFORCE INC.
Maturity	08-2025
Contract size	100

Market data

Bid (Bid size)	- USD (-)
Ask (Ask size)	- USD (-)
Open	271.1153 USD
High	271.1153 USD
Low	271.1153 USD
Close (prev. day)	272.9114 USD
Underlying	SALESFORCE INC.
Underlying price (date)	261.23 (24/08/21)
Settlement price (date)	271.12 (24/08/21)
Open Interest	0

Performance and Risk

	6m	1Y	3Y
Perf (%)	-9.58%	+27.04%	-
Perf (abs.)	-28.91	+58.08	-
Beta	-	-	-
Volatility	44.82	34.19	-

Futures and Options

Related Futures	-
Related Options	-












Information about previous performance does not guarantee future performance.
Source: FactSet

Price data

Ø price 5 days Ø volume 5 days (pcs.)	271.5187 USD (0)
Ø price 30 days Ø volume 30 days (pcs.)	263.9657 USD (0)
Ø price 100 days Ø volume 100 days (pcs.)	276.5315 USD (0)
Ø price 250 days Ø volume 250 days (pcs.)	266.9195 USD (0)
YTD High date	333.2098 USD (2024/03/01)
YTD Low date	238.0216 USD (2024/06/17)
52 Weeks High date	333.2098 USD (2024/03/01)
52 Weeks Low date	15.7763 USD (2023/12/14)

Recent Research

on underlying	on sector	on market	
Date		Headline	Download
2024/08/12		Global Equity Ratings	
2024/07/24		Global Equity Ratings	
2024/07/12		Global Equity Ratings	
2024/06/21		Global Equity Ratings	
2024/06/14		Global Equity Ratings	