

SALESFORCE.COM INC. FUTURE (FOOG) - EUX/C12

2024/07/16 18:50:19

Price
264.9349 USD

Difference  -0.47% (-1.26)

General attributes

Symbol	FOOGC12
Exchange	Eurex
Currency	USD
Security type	Future
Underlying	SALESFORCE INC.
Maturity	06-2025
Contract size	100

Market data

Bid (Bid size)	- USD (-)
Ask (Ask size)	- USD (-)
Open	264.9349 USD
High	264.9349 USD
Low	264.9349 USD
Close (prev. day)	266.1902 USD
Underlying	SALESFORCE INC.
Underlying price (date)	256.03 (24/07/16)
Settlement price (date)	264.93 (24/07/16)
Open Interest	0

Performance and Risk

	6m	1Y	3Y
Perf (%)	-6.13%	+9.15%	-
Perf (abs.)	-17.29	+22.21	-
Beta	-	-	-
Volatility	43.92	34.00	-

Futures and Options

Related Futures	-
Related Options	-






Information about previous performance does not guarantee future performance.
 Source: FactSet

Price data

Ø price 5 days Ø volume 5 days (pcs.)	265.4406 USD (0)
Ø price 30 days Ø volume 30 days (pcs.)	252.5506 USD (0)
Ø price 100 days Ø volume 100 days (pcs.)	300.7438 USD (0)
Ø price 250 days Ø volume 250 days (pcs.)	262.3327 USD (0)
YTD High date	333.2098 USD (2024/03/01)
YTD Low date	238.0216 USD (2024/06/17)
52 Weeks High date	333.2098 USD (2024/03/01)
52 Weeks Low date	15.7763 USD (2023/12/14)

Recent Research

on underlying	on sector	on market	
Date		Headline	Download
2024/07/12		Global Equity Ratings	
2024/06/21		Global Equity Ratings	
2024/06/14		Global Equity Ratings	