


# SALESFORCE.COM INC. FUTURE (FOOG) - EUX/C12

2024/07/16 18:50:19

**Price**  
**264.9349** USD

**Difference**  **-0.47% (-1.26)**

**General attributes**

Symbol: FOOGC12  
 Exchange: Eurex  
 Currency: USD  
 Security type: Future  
 Underlying: SALESFORCE INC.  
 Maturity: 06-2025  
 Contract size: 100

**Market data**

Bid (Bid size): - USD (-)  
 Ask (Ask size): - USD (-)  
 Open: 264.9349 USD  
 High: 264.9349 USD  
 Low: 264.9349 USD  
 Close (prev. day): 266.1902 USD  
 Underlying: SALESFORCE INC.  
 Underlying price (date): 256.03 (24/07/16)  
 Settlement price (date): 264.93 (24/07/16)  
 Open Interest: 0

**Performance and Risk**

	6m	1Y	3Y
Perf (%)	-6.13%	+9.15%	-
Perf (abs.)	-17.29	+22.21	-
Beta	-	-	-
Volatility	43.92	34.00	-

**Futures and Options**

Related Futures: -  
 Related Options: -








Information about previous performance does not guarantee future performance.  
 Source: FactSet

**Price data**

Ø price 5 days   Ø volume 5 days (pcs.)	265.4406 USD (0)
Ø price 30 days   Ø volume 30 days (pcs.)	252.5506 USD (0)
Ø price 100 days   Ø volume 100 days (pcs.)	300.7438 USD (0)
Ø price 250 days   Ø volume 250 days (pcs.)	262.3327 USD (0)
YTD High   date	333.2098 USD (2024/03/01)
YTD Low   date	238.0216 USD (2024/06/17)
52 Weeks High   date	333.2098 USD (2024/03/01)
52 Weeks Low   date	15.7763 USD (2023/12/14)

**Recent Research**

on underlying	on sector	on market	
Date		Headline	Download
2024/07/12		Global Equity Ratings	
2024/06/21		Global Equity Ratings	
2024/06/14		Global Equity Ratings	