


SALESFORCE.COM INC. FUTURE (FOOG) - EUX/C12

2024/05/02 18:23:31

Price
284.6373 USD

Difference  **-0.25% (-0.71)**

General attributes

Symbol: FOOGC12
 Exchange: Eurex
 Currency: USD
 Security type: Future
 Underlying: SALESFORCE INC.
 Maturity: 04-2025
 Contract size: 100

Market data

Bid (Bid size): - USD (-)
 Ask (Ask size): - USD (-)
 Open: 284.6373 USD
 High: 284.6373 USD
 Low: 284.6373 USD
 Close (prev. day): 285.347 USD
 Underlying: SALESFORCE INC.
 Underlying price (date): 272.39 (24/05/02)
 Settlement price (date): 284.64 (24/05/02)
 Open Interest: 0

Performance and Risk

| | 6m | 1Y | 3Y |
|-------------|---------|---------|----|
| Perf (%) | +35.82% | +37.43% | - |
| Perf (abs.) | +75.25 | +77.72 | - |
| Beta | - | - | - |
| Volatility | 27.67 | 26.01 | - |

Futures and Options

Related Futures: -
 Related Options: -





Information about previous performance does not guarantee future performance.
 Source: FactSet

Price data

| | |
|---|---------------------------|
| Ø price 5 days Ø volume 5 days (pcs.) | 287.3242 USD (0) |
| Ø price 30 days Ø volume 30 days (pcs.) | 305.1479 USD (0) |
| Ø price 100 days Ø volume 100 days (pcs.) | 297.2006 USD (0) |
| Ø price 250 days Ø volume 250 days (pcs.) | 254.3519 USD (0) |
| YTD High date | 333.2098 USD (2024/03/01) |
| YTD Low date | 264.8356 USD (2024/01/05) |
| 52 Weeks High date | 333.2098 USD (2024/03/01) |
| 52 Weeks Low date | 15.7763 USD (2023/12/14) |

Recent Research

| on sector | | on market | |
|------------|---|-----------------------|---|
| Date | | Headline | Download |
| 2024/04/26 |  | Global Equity Ratings |  |
| 2024/04/03 |  | Global Equity Ratings |  |
| 2024/03/13 |  | Global Equity Ratings |  |
| 2024/02/22 |  | Global Equity Ratings |  |
| 2024/02/14 |  | Global Equity Ratings |  |