

GENERAL ELECTRIC CO. FUTURE (GECF) - EUX/C10

2024/10/18 19:07:12

Price
198.7607 USD

Difference  **-0.44% (-0.88)**

General attributes

Symbol	GECFC10
Exchange	Eurex
Currency	USD
Security type	Future
Underlying	GE AEROSPACE
Maturity	08-2025
Contract size	100

Market data

Bid (Bid size)	- USD (-)
Ask (Ask size)	- USD (-)
Open	198.7607 USD
High	198.7607 USD
Low	198.7607 USD
Close (prev. day)	199.6431 USD
Underlying	GE AEROSPACE
Underlying price (date)	192.61 (24/10/18)
Settlement price (date)	199.37 (24/10/18)
Open Interest	0

Performance and Risk

	6m	1Y	3Y
Perf (%)	+21.98%	+74.13%	-
Perf (abs.)	+35.81	+84.62	-
Beta	-	-	-
Volatility	30.25	34.64	-

Futures and Options

Related Futures	-
Related Options	-

5Y










Information about previous performance does not guarantee future performance.
Source: FactSet

Price data

Ø price 5 days Ø volume 5 days (pcs.)	198.3529 USD (0)
Ø price 30 days Ø volume 30 days (pcs.)	190.2728 USD (0)
Ø price 100 days Ø volume 100 days (pcs.)	178.8183 USD (0)
Ø price 250 days Ø volume 250 days (pcs.)	158.0054 USD (0)
YTD High date	199.6431 USD (2024/10/17)
YTD Low date	129.7005 USD (2024/01/03)
52 Weeks High date	199.6431 USD (2024/10/17)
52 Weeks Low date	110.2720 USD (2023/10/20)

Recent Research

on sector		on market	
Date		Headline	Download
2024/09/27		Global Equity Ratings	
2024/09/11		Global Equity Ratings	
2024/09/05		Global Equity Ratings	
2024/08/12		Global Equity Ratings	
2024/07/24		Global Equity Ratings	