

GENERAL ELECTRIC CO. FUTURE (GECF) - EUX/C10

2024/08/23 18:33:54

Price
176.2732 USD

Difference  **-0.48% (-0.85)**

General attributes

Symbol	GECFC10
Exchange	Eurex
Currency	USD
Security type	Future
Underlying	GE AEROSPACE
Maturity	06-2025
Contract size	100

Market data

Bid (Bid size)	- USD (-)
Ask (Ask size)	- USD (-)
Open	176.2732 USD
High	176.2732 USD
Low	176.2732 USD
Close (prev. day)	177.1209 USD
Underlying	GE AEROSPACE
Underlying price (date)	169.87 (24/08/23)
Settlement price (date)	176.27 (24/08/23)
Open Interest	0

Performance and Risk

	6m	1Y	3Y
Perf (%)	+11.89%	+51.54%	-
Perf (abs.)	+18.82	+60.24	-
Beta	-	-	-
Volatility	47.61	34.83	-

Futures and Options

Related Futures	-
Related Options	-

5Y












Information about previous performance does not guarantee future performance.
 Source: FactSet

Price data

Ø price 5 days Ø volume 5 days (pcs.)	176.3946 USD (0)
Ø price 30 days Ø volume 30 days (pcs.)	171.9381 USD (0)
Ø price 100 days Ø volume 100 days (pcs.)	168.6953 USD (0)
Ø price 250 days Ø volume 250 days (pcs.)	144.5779 USD (0)
YTD High date	186.6017 USD (2024/03/27)
YTD Low date	129.7005 USD (2024/01/03)
52 Weeks High date	186.6017 USD (2024/03/27)
52 Weeks Low date	110.2720 USD (2023/10/20)

Recent Research

on sector		on market	
Date		Headline	Download
2024/08/12		Global Equity Ratings	
2024/07/24		Global Equity Ratings	
2024/07/12		Global Equity Ratings	
2024/06/21		Global Equity Ratings	
2024/06/14		Global Equity Ratings	