


MINI MDAX FUTURE (FSMX) - EUX/C1

2024/04/30 18:37:27

Price
26,504.00 EUR

Difference  **-0.33% (-88.00)**

General attributes

Symbol	FSMXC1
Exchange	Eurex
Currency	EUR
Security type	Future
Underlying	MDAX PERFORMANCE INDEX
Maturity	06-2024
Contract size	1

Market data

Bid (Bid size)	19,968.00 EUR (-)
Ask (Ask size)	28,000.00 EUR (-)
Open	26,618.00 EUR
High	26,648.00 EUR
Low	26,479.00 EUR
Close (prev. day)	26,592.00 EUR
Underlying	MDAX PERFORMANCE INDEX
Underlying price (date)	27,259.19 (24/05/21)
Settlement price (date)	27,595.00 (24/05/20)
Open Interest	14,974

Performance and Risk

	6m	1Y	3Y
Perf (%)	+6.94%	-3.47%	-
Perf (abs.)	+1,741.00	-963.00	-
Beta	-	-	-
Volatility	14.73	15.37	-

Futures and Options

Related Futures	-
Related Options	-







Information about previous performance does not guarantee future performance.
 Source: FactSet

Price data

Ø price 5 days Ø volume 5 days (pcs.)	26,589.00 EUR (1,332)
Ø price 30 days Ø volume 30 days (pcs.)	26,879.47 EUR (630)
Ø price 100 days Ø volume 100 days (pcs.)	26,492.12 EUR (581)
Ø price 250 days Ø volume 250 days (pcs.)	26,698.44 EUR (537)
YTD High date	27,614.00 EUR (2024/04/02)
YTD Low date	25,216.00 EUR (2024/01/17)
52 Weeks High date	29,010.00 EUR (2023/07/31)
52 Weeks Low date	12,831.00 EUR (2023/08/04)

Recent Research

on market			
Date		Headline	Download
2024/05/17		Week Ahead	
2024/05/15		Credit Markets Weekly	
2024/05/10		Week Ahead	
2024/05/08		Credit Markets Weekly	
2024/05/03		Week Ahead	