

## FRESENIUS SE &amp; CO. KGAA FUTURE (FREH) - EUX/C10

2024/08/20 18:50:36

Price  
**32.4414** EURDifference  -0.04% (-0.01)

## General attributes

Symbol	FREHC10
Exchange	Eurex
Currency	EUR
Security type	Future
Underlying	FRESENIUS SE & CO. KGAA
Maturity	06-2025
Contract size	100

## Market data

Bid (Bid size)	- EUR (-)
Ask (Ask size)	- EUR (-)
Open	32.4414 EUR
High	32.4414 EUR
Low	32.4414 EUR
Close (prev. day)	32.4543 EUR
Underlying	FRESENIUS SE & CO. KGAA
Underlying price (date)	32.07 (24/08/20)
Settlement price (date)	32.44 (24/08/20)
Open Interest	0

## Performance and Risk

	6m	1Y	3Y
Perf (%)	+20.76%	+7.90%	-
Perf (abs.)	+5.58	+2.38	-
Beta	-	-	-
Volatility	27.38	26.47	-

## Futures and Options

Related Futures	-
Related Options	-

5Y












Information about previous performance does not guarantee future performance.  
Source: FactSet

## Price data

Ø price 5 days   Ø volume 5 days (pcs.)	32.5384 EUR (0)
Ø price 30 days   Ø volume 30 days (pcs.)	31.9556 EUR (0)
Ø price 100 days   Ø volume 100 days (pcs.)	29.7580 EUR (0)
Ø price 250 days   Ø volume 250 days (pcs.)	28.2613 EUR (0)
YTD High   date	34.1785 EUR (2024/07/31)
YTD Low   date	25.3164 EUR (2024/03/25)
52 Weeks High   date	34.1785 EUR (2024/07/31)
52 Weeks Low   date	24.7778 EUR (2023/10/31)

## Recent Research

on underlying	on sector	on market		
Date			Headline	Download
2022/05/04			Global Equity Ratings	
2022/04/27			Global Equity Ratings	
2022/04/14			Global Equity Ratings	
2022/03/29			Global Equity Ratings	
2022/03/10			Global Equity Ratings	