

FRESENIUS SE & CO. KGAA FUTURE (FREH) - EUX/C10

2024/07/19 19:03:46

Price
30.8389 EURDifference  -0.90% (-0.28)

General attributes

Symbol	FREHC10
Exchange	Eurex
Currency	EUR
Security type	Future
Underlying	FRESENIUS SE & CO. KGAA
Maturity	05-2025
Contract size	100

Market data

Bid (Bid size)	- EUR (-)
Ask (Ask size)	- EUR (-)
Open	30.8389 EUR
High	30.8389 EUR
Low	30.8389 EUR
Close (prev. day)	31.1197 EUR
Underlying	FRESENIUS SE & CO. KGAA
Underlying price (date)	30.11 (24/07/22)
Settlement price (date)	30.92 (24/07/19)
Open Interest	0

Performance and Risk

	6m	1Y	3Y
Perf (%)	+14.01%	+13.22%	-
Perf (abs.)	+3.79	+3.60	-
Beta	-	-	-
Volatility	25.95	25.74	-

Futures and Options

Related Futures	-
Related Options	-

5Y












Information about previous performance does not guarantee future performance.
Source: FactSet

Price data

Ø price 5 days Ø volume 5 days (pcs.)	30.5958 EUR (0)
Ø price 30 days Ø volume 30 days (pcs.)	30.0379 EUR (0)
Ø price 100 days Ø volume 100 days (pcs.)	27.3104 EUR (0)
Ø price 250 days Ø volume 250 days (pcs.)	27.9974 EUR (0)
YTD High date	31.1197 EUR (2024/07/18)
YTD Low date	25.3164 EUR (2024/03/25)
52 Weeks High date	31.5772 EUR (2023/09/20)
52 Weeks Low date	24.7778 EUR (2023/10/31)

Recent Research

on underlying	on sector	on market		
Date			Headline	Download
2022/05/04			Global Equity Ratings	
2022/04/27			Global Equity Ratings	
2022/04/14			Global Equity Ratings	
2022/03/29			Global Equity Ratings	
2022/03/10			Global Equity Ratings	