

FRESENIUS SE & CO. KGAA FUTURE (FREH) - EUX/C1

2024/09/17 18:45:55

Price
34.4511 EURDifference  1.16% (0.40)

General attributes

Symbol	FREHC1
Exchange	Eurex
Currency	EUR
Security type	Future
Underlying	FRESENIUS SE & CO. KGAA
Maturity	09-2024
Contract size	100

Market data

Bid (Bid size)	- EUR (-)
Ask (Ask size)	- EUR (-)
Open	34.4511 EUR
High	34.4511 EUR
Low	34.4511 EUR
Close (prev. day)	34.0546 EUR
Underlying	FRESENIUS SE & CO. KGAA
Underlying price (date)	34.22 (24/09/18)
Settlement price (date)	34.45 (24/09/17)
Open Interest	0

Performance and Risk

	6m	1Y	3Y
Perf (%)	+37.80%	+15.49%	-
Perf (abs.)	+9.45	+4.62	-
Beta	-	-	-
Volatility	24.64	26.23	-

Futures and Options

Related Futures	-
Related Options	-

5Y











Information about previous performance does not guarantee future performance.
Source: FactSet

Price data

Ø price 5 days Ø volume 5 days (pcs.)	34.1247 EUR (0)
Ø price 30 days Ø volume 30 days (pcs.)	32.8416 EUR (0)
Ø price 100 days Ø volume 100 days (pcs.)	31.7239 EUR (0)
Ø price 250 days Ø volume 250 days (pcs.)	27.9821 EUR (14)
YTD High date	34.5360 EUR (2024/09/13)
YTD Low date	24.6060 EUR (2024/03/25)
52 Weeks High date	34.5360 EUR (2024/09/13)
52 Weeks Low date	24.2852 EUR (2023/10/31)

Recent Research

on underlying	on sector	on market		
Date			Headline	Download
2022/05/04			Global Equity Ratings	
2022/04/27			Global Equity Ratings	
2022/04/14			Global Equity Ratings	
2022/03/29			Global Equity Ratings	
2022/03/10			Global Equity Ratings	