

FORBO HOLDING AG FUTURE (FORF) - EUX/C10

2024/08/16 19:01:25

Price
877.9635 CHFDifference  -0.23% (-2.06)

General attributes

Symbol	FORFC10
Exchange	Eurex
Currency	CHF
Security type	Future
Underlying	FORBO HOLDING AG
Maturity	06-2025
Contract size	10

Market data

Bid (Bid size)	- CHF (-)
Ask (Ask size)	- CHF (-)
Open	877.9635 CHF
High	877.9635 CHF
Low	877.9635 CHF
Close (prev. day)	880.0256 CHF
Underlying	FORBO HOLDING AG
Underlying price (date)	890.00 (24/08/16)
Settlement price (date)	878.53 (24/08/16)
Open Interest	0

Performance and Risk

	6m	1Y	3Y
Perf (%)	-12.49%	-22.76%	-
Perf (abs.)	-125.26	-258.65	-
Beta	-	-	-
Volatility	24.68	24.87	-

Futures and Options

Related Futures	-
Related Options	-











Information about previous performance does not guarantee future performance.
Source: FactSet

Price data

Ø price 5 days Ø volume 5 days (pcs.)	882.1350 CHF (0)
Ø price 30 days Ø volume 30 days (pcs.)	969.1381 CHF (0)
Ø price 100 days Ø volume 100 days (pcs.)	1,029.4189 CHF (0)
Ø price 250 days Ø volume 250 days (pcs.)	1,044.6418 CHF (0)
YTD High date	1,144.1893 CHF (2024/03/28)
YTD Low date	877.9635 CHF (2024/08/16)
52 Weeks High date	1,194.5056 CHF (2023/08/31)
52 Weeks Low date	877.9635 CHF (2024/08/16)

Recent Research

on sector		on market	
Date		Headline	Download
2024/08/12		Global Equity Ratings	
2024/07/24		Global Equity Ratings	
2024/07/12		Global Equity Ratings	
2024/06/21		Global Equity Ratings	
2024/06/14		Global Equity Ratings	