

FRAPORT AG FFM.AIRPORT.SER.AG FUTURE (FRAG) - EUX/C13

2024/07/17 18:45:41

Price
48.8847 EURDifference  1.42% (0.68)

General attributes

| | |
|---------------|------------|
| Symbol | FRAGC13 |
| Exchange | Eurex |
| Currency | EUR |
| Security type | Future |
| Underlying | FRAPORT AG |
| Maturity | 07-2025 |
| Contract size | 100 |

Market data

| | |
|-------------------------|------------------|
| Bid (Bid size) | - EUR (-) |
| Ask (Ask size) | - EUR (-) |
| Open | 48.8847 EUR |
| High | 48.8847 EUR |
| Low | 48.8847 EUR |
| Close (prev. day) | 48.20 EUR |
| Underlying | FRAPORT AG |
| Underlying price (date) | 47.10 (24/07/17) |
| Settlement price (date) | 48.88 (24/07/17) |
| Open Interest | 0 |

Performance and Risk

| | 6m | 1Y | 3Y |
|-------------|---------|--------|----|
| Perf (%) | -10.08% | -1.92% | - |
| Perf (abs.) | -5.48 | -0.96 | - |
| Beta | - | - | - |
| Volatility | 27.49 | 29.01 | - |

Futures and Options

| | |
|-----------------|---|
| Related Futures | - |
| Related Options | - |












Information about previous performance does not guarantee future performance.
Source: FactSet

Price data

| | |
|---|--------------------------|
| Ø price 5 days Ø volume 5 days (pcs.) | 48.5950 EUR (0) |
| Ø price 30 days Ø volume 30 days (pcs.) | 50.3263 EUR (0) |
| Ø price 100 days Ø volume 100 days (pcs.) | 50.6181 EUR (0) |
| Ø price 250 days Ø volume 250 days (pcs.) | 52.3622 EUR (0) |
| YTD High date | 57.8775 EUR (2024/02/06) |
| YTD Low date | 46.0182 EUR (2024/04/16) |
| 52 Weeks High date | 58.8137 EUR (2023/12/14) |
| 52 Weeks Low date | 46.0182 EUR (2024/04/16) |

Recent Research

| on sector | | on market | |
|------------|---|-----------------------|---|
| Date | | Headline | Download |
| 2024/07/12 |  | Global Equity Ratings |  |
| 2024/06/21 |  | Global Equity Ratings |  |
| 2024/06/14 |  | Global Equity Ratings |  |
| 2024/05/29 |  | Global Equity Ratings |  |
| 2024/04/26 |  | Global Equity Ratings |  |