

FORBO HOLDING AG FUTURE (FORF) - EUX/C11

2024/08/16 19:01:25

Price
878.5325 CHFDifference  -0.24% (-2.08)

General attributes

Symbol	FORFC11
Exchange	Eurex
Currency	CHF
Security type	Future
Underlying	FORBO HOLDING AG
Maturity	07-2025
Contract size	10

Market data

Bid (Bid size)	- CHF (-)
Ask (Ask size)	- CHF (-)
Open	878.5325 CHF
High	878.5325 CHF
Low	878.5325 CHF
Close (prev. day)	880.6131 CHF
Underlying	FORBO HOLDING AG
Underlying price (date)	890.00 (24/08/16)
Settlement price (date)	878.96 (24/08/16)
Open Interest	0

Performance and Risk

	6m	1Y	3Y
Perf (%)	-12.53%	-22.85%	-
Perf (abs.)	-125.86	-260.25	-
Beta	-	-	-
Volatility	24.29	24.72	-

Futures and Options

Related Futures	-
Related Options	-








5Y

Information about previous performance does not guarantee future performance.
Source: FactSet

Price data

Ø price 5 days Ø volume 5 days (pcs.)	882.7014 CHF (0)
Ø price 30 days Ø volume 30 days (pcs.)	958.6708 CHF (0)
Ø price 100 days Ø volume 100 days (pcs.)	1,027.7861 CHF (0)
Ø price 250 days Ø volume 250 days (pcs.)	1,045.5049 CHF (0)
YTD High date	1,145.3479 CHF (2024/03/28)
YTD Low date	878.5325 CHF (2024/08/16)
52 Weeks High date	1,196.2892 CHF (2023/08/31)
52 Weeks Low date	878.5325 CHF (2024/08/16)

Recent Research

on sector		on market	
Date		Headline	Download
2024/08/12		Global Equity Ratings	
2024/07/24		Global Equity Ratings	
2024/07/12		Global Equity Ratings	
2024/06/21		Global Equity Ratings	
2024/06/14		Global Equity Ratings	