

# ORANGE S.A. FUTURE (FTEG) - EUX/C11

2024/07/12 19:02:36

Price  
**9.9937** EUR

Difference  0.30% (0.03)

### General attributes

Symbol	FTEGC11
Exchange	Eurex
Currency	EUR
Security type	Future
Underlying	ORANGE SA
Maturity	05-2025
Contract size	100

### Market data

Bid (Bid size)	- EUR (-)
Ask (Ask size)	- EUR (-)
Open	9.9937 EUR
High	9.9937 EUR
Low	9.9937 EUR
Close (prev. day)	9.9637 EUR
Underlying	ORANGE SA
Underlying price (date)	9.94 (24/07/12)
Settlement price (date)	9.99 (24/07/12)
Open Interest	0

### Performance and Risk

	6m	1Y	3Y
Perf (%)	-7.08%	-5.36%	-
Perf (abs.)	-0.76	-0.57	-
Beta	-	-	-
Volatility	20.55	16.98	-

### Futures and Options

Related Futures	-
Related Options	-

5Y











Information about previous performance does not guarantee future performance.  
Source: FactSet

### Price data

Ø price 5 days   Ø volume 5 days (pcs.)	9.9442 EUR (0)
Ø price 30 days   Ø volume 30 days (pcs.)	9.7290 EUR (0)
Ø price 100 days   Ø volume 100 days (pcs.)	10.2288 EUR (0)
Ø price 250 days   Ø volume 250 days (pcs.)	10.4947 EUR (0)
YTD High   date	11.2028 EUR (2024/01/17)
YTD Low   date	9.3959 EUR (2024/06/17)
52 Weeks High   date	11.2028 EUR (2024/01/17)
52 Weeks Low   date	9.3959 EUR (2024/06/17)

### Recent Research

on sector	on market		
Date		Headline	Download
2024/07/12		Global Equity Ratings	
2024/06/21		Global Equity Ratings	
2024/06/14		Global Equity Ratings	
2024/05/29		Global Equity Ratings	
2024/04/26		Global Equity Ratings	