

# ORANGE S.A. FUTURE (FTEG) - EUX/C11

2024/04/30 18:39:18

Price  
**10.1381** EUR

Difference  -0.51% (-0.05)

### General attributes

|               |           |
|---------------|-----------|
| Symbol        | FTEGC11   |
| Exchange      | Eurex     |
| Currency      | EUR       |
| Security type | Future    |
| Underlying    | ORANGE SA |
| Maturity      | 04-2025   |
| Contract size | 100       |

### Market data

|                         |                  |
|-------------------------|------------------|
| Bid (Bid size)          | - EUR (-)        |
| Ask (Ask size)          | - EUR (-)        |
| Open                    | 10.1381 EUR      |
| High                    | 10.1381 EUR      |
| Low                     | 10.1381 EUR      |
| Close (prev. day)       | 10.1902 EUR      |
| Underlying              | ORANGE SA        |
| Underlying price (date) | 9.292 (24/06/14) |
| Settlement price (date) | 9.35 (24/06/14)  |
| Open Interest           | 0                |

### Performance and Risk

|             | 6m     | 1Y      | 3Y |
|-------------|--------|---------|----|
| Perf (%)    | -6.44% | -12.46% | -  |
| Perf (abs.) | -0.70  | -1.44   | -  |
| Beta        | -      | -       | -  |
| Volatility  | 15.37  | 14.39   | -  |

### Futures and Options

|                 |   |
|-----------------|---|
| Related Futures | - |
| Related Options | - |

5Y













Information about previous performance does not guarantee future performance.  
Source: FactSet

### Price data

|   |                          |
|---|--------------------------|
| Ø price 5 days   Ø volume 5 days (pcs.)     | 10.2041 EUR (0)          |
| Ø price 30 days   Ø volume 30 days (pcs.)   | 10.3645 EUR (0)          |
| Ø price 100 days   Ø volume 100 days (pcs.) | 10.5202 EUR (0)          |
| Ø price 250 days   Ø volume 250 days (pcs.) | 10.5885 EUR (0)          |
| YTD High   date                             | 11.2028 EUR (2024/01/17) |
| YTD Low   date                              | 10.0760 EUR (2024/04/15) |
| 52 Weeks High   date                        | 11.4776 EUR (2023/05/03) |
| 52 Weeks Low   date                         | 9.8391 EUR (2023/08/07)  |

### Recent Research

| on sector  | on market   |                       |   |
|------------|---|-----------------------|---|
| Date       |   | Headline              | Download  |
| 2024/06/14 |  | Global Equity Ratings |  |
| 2024/05/29 |  | Global Equity Ratings |  |
| 2024/04/26 |  | Global Equity Ratings |  |
| 2024/04/03 |  | Global Equity Ratings |  |
| 2024/03/13 |  | Global Equity Ratings |  |