

ORANGE S.A. FUTURE (FTEG) - EUX/C11

2024/04/30 18:39:18

Price
10.1381 EUR

Difference  **-0.51% (-0.05)**

General attributes

Symbol	FTEGC11
Exchange	Eurex
Currency	EUR
Security type	Future
Underlying	ORANGE SA
Maturity	04-2025
Contract size	100

Market data

Bid (Bid size)	- EUR (-)
Ask (Ask size)	- EUR (-)
Open	10.1381 EUR
High	10.1381 EUR
Low	10.1381 EUR
Close (prev. day)	10.1902 EUR
Underlying	ORANGE SA
Underlying price (date)	10.605 (24/05/23)
Settlement price (date)	10.33 (24/05/23)
Open Interest	0

Performance and Risk

	6m	1Y	3Y
Perf (%)	-6.44%	-12.46%	-
Perf (abs.)	-0.70	-1.44	-
Beta	-	-	-
Volatility	15.37	14.39	-

Futures and Options

Related Futures	-
Related Options	-

5Y










Information about previous performance does not guarantee future performance.
Source: FactSet

Price data

Ø price 5 days Ø volume 5 days (pcs.)	10.2041 EUR (0)
Ø price 30 days Ø volume 30 days (pcs.)	10.3645 EUR (0)
Ø price 100 days Ø volume 100 days (pcs.)	10.5202 EUR (0)
Ø price 250 days Ø volume 250 days (pcs.)	10.5885 EUR (0)
YTD High date	11.2028 EUR (2024/01/17)
YTD Low date	10.0760 EUR (2024/04/15)
52 Weeks High date	11.4776 EUR (2023/05/03)
52 Weeks Low date	9.8391 EUR (2023/08/07)

Recent Research

on sector	on market		
Date		Headline	Download
2024/04/26		Global Equity Ratings	
2024/04/03		Global Equity Ratings	
2024/03/13		Global Equity Ratings	
2024/02/22		Global Equity Ratings	
2024/02/14		Global Equity Ratings	