

FUCHS PETROLUB SE FUTURE (FPEG) - EUX/C10

2024/07/16 18:50:20

Price
42.9983 EUR

Difference  0.33% (0.14)

General attributes

| | |
|---------------|--------------|
| Symbol | FPEGC10 |
| Exchange | Eurex |
| Currency | EUR |
| Security type | Future |
| Underlying | FUCHS SE VZ. |
| Maturity | 04-2025 |
| Contract size | 100 |

Market data

| | |
|-------------------------|------------------|
| Bid (Bid size) | - EUR (-) |
| Ask (Ask size) | - EUR (-) |
| Open | 42.9983 EUR |
| High | 42.9983 EUR |
| Low | 42.9983 EUR |
| Close (prev. day) | 42.8584 EUR |
| Underlying | FUCHS SE VZ. |
| Underlying price (date) | 41.76 (24/07/16) |
| Settlement price (date) | 43.00 (24/07/16) |
| Open Interest | 0 |

Performance and Risk

| | 6m | 1Y | 3Y |
|-------------|--------|---------|----|
| Perf (%) | +5.04% | +12.45% | - |
| Perf (abs.) | +2.06 | +4.75 | - |
| Beta | - | - | - |
| Volatility | 21.32 | 22.23 | - |

Futures and Options

| | |
|-----------------|---|
| Related Futures | - |
| Related Options | - |

5Y













Information about previous performance does not guarantee future performance.
Source: FactSet

Price data

| | |
|---|--------------------------|
| Ø price 5 days Ø volume 5 days (pcs.) | - EUR (-) |
| Ø price 30 days Ø volume 30 days (pcs.) | 44.4973 EUR (0) |
| Ø price 100 days Ø volume 100 days (pcs.) | 44.0064 EUR (0) |
| Ø price 250 days Ø volume 250 days (pcs.) | 39.9526 EUR (0) |
| YTD High date | 47.1959 EUR (2024/04/05) |
| YTD Low date | 38.5051 EUR (2024/01/05) |
| 52 Weeks High date | 47.1959 EUR (2024/04/05) |
| 52 Weeks Low date | 34.5608 EUR (2023/10/20) |

Recent Research

| on sector | | on market | |
|------------|---|-----------------------|---|
| Date | | Headline | Download |
| 2024/07/12 |  | Global Equity Ratings |  |
| 2024/06/21 |  | Global Equity Ratings |  |
| 2024/06/14 |  | Global Equity Ratings |  |
| 2024/05/29 |  | Global Equity Ratings |  |
| 2024/04/26 |  | Global Equity Ratings |  |