

STELLANTIS NV (FRÜH.FIAT CHR.) FUTURE (FIAK) - EUX/C11

2024/07/16 18:50:18

Price
17.9024 EUR

Difference  **-0.82% (-0.15)**

General attributes

| | |
|---------------|-----------------|
| Symbol | FIAKC11 |
| Exchange | Eurex |
| Currency | EUR |
| Security type | Future |
| Underlying | STELLANTIS N.V. |
| Maturity | 05-2025 |
| Contract size | 1,000 |

Market data

| | |
|-------------------------|-------------------|
| Bid (Bid size) | - EUR (-) |
| Ask (Ask size) | - EUR (-) |
| Open | 17.9024 EUR |
| High | 17.9024 EUR |
| Low | 17.9024 EUR |
| Close (prev. day) | 18.0496 EUR |
| Underlying | STELLANTIS N.V. |
| Underlying price (date) | 18.376 (24/07/17) |
| Settlement price (date) | 17.90 (24/07/16) |
| Open Interest | 0 |

Performance and Risk

| | 6m | 1Y | 3Y |
|-------------|--------|---------|----|
| Perf (%) | -6.18% | +10.73% | - |
| Perf (abs.) | -1.18 | +1.74 | - |
| Beta | - | - | - |
| Volatility | 37.37 | 30.82 | - |

Futures and Options

| | |
|-----------------|---|
| Related Futures | - |
| Related Options | - |

5Y













Information about previous performance does not guarantee future performance.
Source: FactSet

Price data

| | |
|---------------------------------------------|--------------------------|
| Ø price 5 days Ø volume 5 days (pcs.) | 17.9660 EUR (0) |
| Ø price 30 days Ø volume 30 days (pcs.) | 18.3918 EUR (0) |
| Ø price 100 days Ø volume 100 days (pcs.) | 23.0378 EUR (0) |
| Ø price 250 days Ø volume 250 days (pcs.) | 19.7380 EUR (0) |
| YTD High date | 26.4299 EUR (2024/03/25) |
| YTD Low date | 17.3911 EUR (2024/07/08) |
| 52 Weeks High date | 26.4299 EUR (2024/03/25) |
| 52 Weeks Low date | 15.7684 EUR (2023/08/18) |

Recent Research

| on underlying | on sector | on market | |
|---------------|-------------------------------------------------------------------------------------|-----------------------|---------------------------------------------------------------------------------------|
| Date | | Headline | Download |
| 2023/06/06 |  | Global Equity Ratings |  |
| 2023/06/01 |  | Global Equity Ratings |  |
| 2023/05/24 |  | Global Equity Ratings |  |
| 2023/05/03 |  | Global Equity Ratings |  |
| 2023/04/25 |  | Global Equity Ratings |  |