

STELLANTIS NV (FRÜH.FIAT CHR.) FUTURE (FIAK) - EUX/C1

2024/04/30 18:39:17

Price
20.9157 EUR

Difference  -10.11% (-2.35)

General attributes

Symbol	FIAKC1
Exchange	Eurex
Currency	EUR
Security type	Future
Underlying	STELLANTIS N.V.
Maturity	05-2024
Contract size	1,000

Market data

Bid (Bid size)	- EUR (-)
Ask (Ask size)	- EUR (-)
Open	20.9157 EUR
High	20.9157 EUR
Low	20.9157 EUR
Close (prev. day)	23.2675 EUR
Underlying	STELLANTIS N.V.
Underlying price (date)	20.33 (24/05/03)
Settlement price (date)	20.36 (24/05/03)
Open Interest	750

Performance and Risk

	6m	1Y	3Y
Perf (%)	+22.52%	+39.21%	-
Perf (abs.)	+3.84	+5.89	-
Beta	-	-	-
Volatility	29.64	27.14	-

Futures and Options

Related Futures	-
Related Options	-

5Y












Information about previous performance does not guarantee future performance.
Source: FactSet

Price data

Ø price 5 days Ø volume 5 days (pcs.)	22.7100 EUR (0)
Ø price 30 days Ø volume 30 days (pcs.)	24.8940 EUR (172)
Ø price 100 days Ø volume 100 days (pcs.)	22.9006 EUR (140)
Ø price 250 days Ø volume 250 days (pcs.)	19.4192 EUR (112)
YTD High date	27.2251 EUR (2024/03/25)
YTD Low date	19.4660 EUR (2024/01/25)
52 Weeks High date	27.2251 EUR (2024/03/25)
52 Weeks Low date	14.2010 EUR (2023/05/31)

Recent Research

on underlying	on sector	on market	
Date		Headline	Download
2023/06/06		Global Equity Ratings	
2023/06/01		Global Equity Ratings	
2023/05/24		Global Equity Ratings	
2023/05/03		Global Equity Ratings	
2023/04/25		Global Equity Ratings	