

## FRESENIUS MEDICAL CARE KGAA FUTURE (FMEH) - EUX/C1

2024/08/07 18:43:11

Price  
**33.3821** EURDifference  -1.57% (-0.53)

## General attributes

Symbol	FMEHC1
Exchange	Eurex
Currency	EUR
Security type	Future
Underlying	FRESENIUS MEDICAL
Maturity	08-2024
Contract size	100

## Market data

Bid (Bid size)	- EUR (-)
Ask (Ask size)	- EUR (-)
Open	33.3821 EUR
High	33.3821 EUR
Low	33.3821 EUR
Close (prev. day)	33.9162 EUR
Underlying	FRESENIUS MEDICAL
Underlying price (date)	33.35 (24/08/07)
Settlement price (date)	33.38 (24/08/07)
Open Interest	0

## Performance and Risk

	6m	1Y	3Y
Perf (%)	-7.99%	-28.00%	-
Perf (abs.)	-2.94	-13.19	-
Beta	-	-	-
Volatility	39.61	37.84	-

## Futures and Options

Related Futures	-
Related Options	-












5Y

Information about previous performance does not guarantee future performance.  
Source: FactSet

## Price data

Ø price 5 days   Ø volume 5 days (pcs.)	34.7177 EUR (0)
Ø price 30 days   Ø volume 30 days (pcs.)	36.1246 EUR (0)
Ø price 100 days   Ø volume 100 days (pcs.)	36.0371 EUR (5)
Ø price 250 days   Ø volume 250 days (pcs.)	37.2810 EUR (2)
YTD High   date	39.5662 EUR (2024/02/19)
YTD Low   date	33.9162 EUR (2024/08/06)
52 Weeks High   date	47.9697 EUR (2023/08/10)
52 Weeks Low   date	31.2616 EUR (2023/10/27)

## Recent Research

on sector		on market	
Date		Headline	Download
2024/07/24		Global Equity Ratings	
2024/07/12		Global Equity Ratings	
2024/06/21		Global Equity Ratings	
2024/06/14		Global Equity Ratings	
2024/05/29		Global Equity Ratings	