

# STELLANTIS NV (FRÜH.FIAT CHR.) FUTURE (FIAK) - EUX/C13

2024/07/17 18:45:39

Price  
**18.1472** EUR

Difference  0.76% (0.14)

### General attributes

Symbol	FIAKC13
Exchange	Eurex
Currency	EUR
Security type	Future
Underlying	STELLANTIS N.V.
Maturity	12-2025
Contract size	1,000

### Market data

Bid (Bid size)	- EUR (-)
Ask (Ask size)	- EUR (-)
Open	18.1472 EUR
High	18.1472 EUR
Low	18.1472 EUR
Close (prev. day)	18.0102 EUR
Underlying	STELLANTIS N.V.
Underlying price (date)	18.854 (24/07/18)
Settlement price (date)	18.38 (24/07/17)
Open Interest	0

### Performance and Risk

	6m	1Y	3Y
Perf (%)	-4.02%	+12.19%	-
Perf (abs.)	-0.76	+1.97	-
Beta	-	-	-
Volatility	40.82	32.81	-

### Futures and Options

Related Futures	-
Related Options	-

5Y












Information about previous performance does not guarantee future performance.  
Source: FactSet

### Price data

Ø price 5 days   Ø volume 5 days (pcs.)	18.1157 EUR (0)
Ø price 30 days   Ø volume 30 days (pcs.)	18.3563 EUR (0)
Ø price 100 days   Ø volume 100 days (pcs.)	23.0039 EUR (0)
Ø price 250 days   Ø volume 250 days (pcs.)	19.7942 EUR (0)
YTD High   date	26.5489 EUR (2024/03/25)
YTD Low   date	18.0102 EUR (2024/07/16)
52 Weeks High   date	26.5489 EUR (2024/03/25)
52 Weeks Low   date	15.9322 EUR (2023/08/17)

### Recent Research

on underlying	on sector	on market	
Date		Headline	Download
2023/06/06		Global Equity Ratings	
2023/06/01		Global Equity Ratings	
2023/05/24		Global Equity Ratings	
2023/05/03		Global Equity Ratings	
2023/04/25		Global Equity Ratings	