

STELLANTIS NV (FRÜH.FIAT CHR.) FUTURE (FIAK) - EUX/C12

2024/07/17 18:45:39

Price
18.1042 EUR

Difference  0.79% (0.14)

General attributes

Symbol	FIAKC12
Exchange	Eurex
Currency	EUR
Security type	Future
Underlying	STELLANTIS N.V.
Maturity	07-2025
Contract size	1,000

Market data

Bid (Bid size)	- EUR (-)
Ask (Ask size)	- EUR (-)
Open	18.1042 EUR
High	18.1042 EUR
Low	18.1042 EUR
Close (prev. day)	17.9627 EUR
Underlying	STELLANTIS N.V.
Underlying price (date)	18.896 (24/07/18)
Settlement price (date)	18.15 (24/07/17)
Open Interest	0

Performance and Risk

	6m	1Y	3Y
Perf (%)	-4.06%	+12.27%	-
Perf (abs.)	-0.77	+1.98	-
Beta	-	-	-
Volatility	42.21	32.99	-

Futures and Options

Related Futures	-
Related Options	-

5Y











Information about previous performance does not guarantee future performance.
Source: FactSet

Price data

Ø price 5 days Ø volume 5 days (pcs.)	18.0692 EUR (0)
Ø price 30 days Ø volume 30 days (pcs.)	18.2751 EUR (0)
Ø price 100 days Ø volume 100 days (pcs.)	23.3963 EUR (0)
Ø price 250 days Ø volume 250 days (pcs.)	19.8271 EUR (0)
YTD High date	26.4885 EUR (2024/03/25)
YTD Low date	17.9627 EUR (2024/07/16)
52 Weeks High date	26.4885 EUR (2024/03/25)
52 Weeks Low date	15.8130 EUR (2023/08/18)

Recent Research

on underlying	on sector	on market	
Date		Headline	Download
2023/06/06		Global Equity Ratings	
2023/06/01		Global Equity Ratings	
2023/05/24		Global Equity Ratings	
2023/05/03		Global Equity Ratings	
2023/04/25		Global Equity Ratings	