

# STELLANTIS NV (FRÜH.FIAT CHR.) FUTURE (FIAK) - EUX/C12

2024/07/16 18:50:18

**Price**  
**17.9627** EUR

**Difference**  **-0.82% (-0.15)**

### General attributes

Symbol	FIAKC12
Exchange	Eurex
Currency	EUR
Security type	Future
Underlying	STELLANTIS N.V.
Maturity	06-2025
Contract size	1,000

### Market data

Bid (Bid size)	- EUR (-)
Ask (Ask size)	- EUR (-)
Open	17.9627 EUR
High	17.9627 EUR
Low	17.9627 EUR
Close (prev. day)	18.1104 EUR
Underlying	STELLANTIS N.V.
Underlying price (date)	18.388 (24/07/17)
Settlement price (date)	17.96 (24/07/16)
Open Interest	0

### Performance and Risk

	6m	1Y	3Y
Perf (%)	-6.10%	+10.68%	-
Perf (abs.)	-1.17	+1.73	-
Beta	-	-	-
Volatility	42.24	32.98	-

### Futures and Options

Related Futures	-
Related Options	-

5Y










Information about previous performance does not guarantee future performance.  
Source: FactSet

### Price data

Ø price 5 days   Ø volume 5 days (pcs.)	18.0575 EUR (0)
Ø price 30 days   Ø volume 30 days (pcs.)	18.2965 EUR (0)
Ø price 100 days   Ø volume 100 days (pcs.)	23.5048 EUR (0)
Ø price 250 days   Ø volume 250 days (pcs.)	19.8181 EUR (0)
YTD High   date	26.4885 EUR (2024/03/25)
YTD Low   date	17.9627 EUR (2024/07/16)
52 Weeks High   date	26.4885 EUR (2024/03/25)
52 Weeks Low   date	15.8130 EUR (2023/08/18)

### Recent Research

on underlying	on sector	on market	
Date		Headline	Download
2023/06/06		Global Equity Ratings	
2023/06/01		Global Equity Ratings	
2023/05/24		Global Equity Ratings	
2023/05/03		Global Equity Ratings	
2023/04/25		Global Equity Ratings	