

## FEDEX CORP. FUTURE (FDXF) - EUX/C1

2024/09/16 18:46:43

Price  
**290.6827** USDDifference  1.20% (3.45)

## General attributes

Symbol	FDXFC1
Exchange	Eurex
Currency	USD
Security type	Future
Underlying	FEDEX CORP
Maturity	09-2024
Contract size	100

## Market data

Bid (Bid size)	- USD (-)
Ask (Ask size)	- USD (-)
Open	290.6827 USD
High	290.6827 USD
Low	290.6827 USD
Close (prev. day)	287.2325 USD
Underlying	FEDEX CORP
Underlying price (date)	292.63 (24/09/16)
Settlement price (date)	290.68 (24/09/16)
Open Interest	0

## Performance and Risk

	6m	1Y	3Y
Perf (%)	+14.95%	+12.40%	-
Perf (abs.)	+37.81	+32.07	-
Beta	-	-	-
Volatility	36.75	31.46	-

## Futures and Options

Related Futures	-
Related Options	-

5Y









Information about previous performance does not guarantee future performance.  
Source: FactSet

## Price data

Ø price 5 days   Ø volume 5 days (pcs.)	285.3853 USD (0)
Ø price 30 days   Ø volume 30 days (pcs.)	287.7470 USD (0)
Ø price 100 days   Ø volume 100 days (pcs.)	287.3947 USD (0)
Ø price 250 days   Ø volume 250 days (pcs.)	264.4117 USD (0)
YTD High   date	312.1295 USD (2024/07/16)
YTD Low   date	235.6200 USD (2024/02/16)
52 Weeks High   date	312.1295 USD (2024/07/16)
52 Weeks Low   date	227.4451 USD (2023/10/26)

## Recent Research

on sector		on market	
Date		Headline	Download
2024/09/11		Global Equity Ratings	
2024/09/05		Global Equity Ratings	
2024/08/12		Global Equity Ratings	
2024/07/24		Global Equity Ratings	
2024/07/12		Global Equity Ratings	