

FEDEX CORP. FUTURE (FDXF) - EUX/C1

2024/07/16 18:50:18

Price
312.1295 USDDifference  2.38% (7.25)

General attributes

Symbol	FDXFC1
Exchange	Eurex
Currency	USD
Security type	Future
Underlying	FEDEX CORP
Maturity	07-2024
Contract size	100

Market data

Bid (Bid size)	- USD (-)
Ask (Ask size)	- USD (-)
Open	312.1295 USD
High	312.1295 USD
Low	312.1295 USD
Close (prev. day)	304.8803 USD
Underlying	FEDEX CORP
Underlying price (date)	313.52 (24/07/16)
Settlement price (date)	312.13 (24/07/16)
Open Interest	0

Performance and Risk

	6m	1Y	3Y
Perf (%)	+26.64%	+21.14%	-
Perf (abs.)	+65.65	+54.46	-
Beta	-	-	-
Volatility	35.95	31.00	-

Futures and Options

Related Futures	-
Related Options	-

5Y











Information about previous performance does not guarantee future performance.
Source: FactSet

Price data

Ø price 5 days Ø volume 5 days (pcs.)	301.5309 USD (0)
Ø price 30 days Ø volume 30 days (pcs.)	280.5936 USD (0)
Ø price 100 days Ø volume 100 days (pcs.)	266.7707 USD (0)
Ø price 250 days Ø volume 250 days (pcs.)	257.9927 USD (0)
YTD High date	312.1295 USD (2024/07/16)
YTD Low date	235.6200 USD (2024/02/16)
52 Weeks High date	312.1295 USD (2024/07/16)
52 Weeks Low date	227.4451 USD (2023/10/26)

Recent Research

on sector		on market	
Date		Headline	Download
2024/07/12		Global Equity Ratings	
2024/06/21		Global Equity Ratings	
2024/06/14		Global Equity Ratings	
2024/05/29		Global Equity Ratings	
2024/04/26		Global Equity Ratings	