

# COVIVIO S.A. FUTURE (FDRF) - EUX/C11

2024/05/03 18:32:50

Price  
**49.6028** EUR

Difference  1.75% (0.85)

### General attributes

Symbol	FDRFC11
Exchange	Eurex
Currency	EUR
Security type	Future
Underlying	COVIVIO SA
Maturity	03-2025
Contract size	100

### Market data

Bid (Bid size)	- EUR (-)
Ask (Ask size)	- EUR (-)
Open	49.6028 EUR
High	49.6028 EUR
Low	49.6028 EUR
Close (prev. day)	48.7482 EUR
Underlying	COVIVIO SA
Underlying price (date)	48.02 (24/05/03)
Settlement price (date)	49.60 (24/05/03)
Open Interest	0

### Performance and Risk

	6m	1Y	3Y
Perf (%)	+15.87%	-5.86%	-
Perf (abs.)	+6.68	-3.04	-
Beta	-	-	-
Volatility	30.49	29.89	-

### Futures and Options

Related Futures	-
Related Options	-

5Y











Information about previous performance does not guarantee future performance.  
Source: FactSet

### Price data

Ø price 5 days   Ø volume 5 days (pcs.)	48.5664 EUR (0)
Ø price 30 days   Ø volume 30 days (pcs.)	45.5294 EUR (0)
Ø price 100 days   Ø volume 100 days (pcs.)	44.1088 EUR (0)
Ø price 250 days   Ø volume 250 days (pcs.)	43.4609 EUR (0)
YTD High   date	48.9044 EUR (2024/04/29)
YTD Low   date	38.4620 EUR (2024/03/01)
52 Weeks High   date	52.3036 EUR (2023/05/03)
52 Weeks Low   date	35.9815 EUR (2023/10/23)

### Recent Research

on sector	on market		
Date		Headline	Download
2024/04/26		Global Equity Ratings	
2024/04/03		Global Equity Ratings	
2024/03/13		Global Equity Ratings	
2024/02/22		Global Equity Ratings	
2024/02/14		Global Equity Ratings	