

COVIVIO S.A. FUTURE (FDRF) - EUX/C11

2024/04/22 18:36:19

Price
45.9228 EUR

Difference  2.36% (1.06)

General attributes

Symbol	FDRFC11
Exchange	Eurex
Currency	EUR
Security type	Future
Underlying	COVIVIO SA
Maturity	03-2025
Contract size	100

Market data

Bid (Bid size)	- EUR (-)
Ask (Ask size)	- EUR (-)
Open	45.9228 EUR
High	45.9228 EUR
Low	45.9228 EUR
Close (prev. day)	44.8636 EUR
Underlying	COVIVIO SA
Underlying price (date)	44.50 (24/04/23)
Settlement price (date)	45.92 (24/04/22)
Open Interest	0

Performance and Risk

	6m	1Y	3Y
Perf (%)	+24.73%	-10.97%	-
Perf (abs.)	+9.10	-5.66	-
Beta	-	-	-
Volatility	31.77	29.86	-

Futures and Options

Related Futures	-
Related Options	-

5Y












Information about previous performance does not guarantee future performance.
Source: FactSet

Price data

Ø price 5 days Ø volume 5 days (pcs.)	44.9094 EUR (0)
Ø price 30 days Ø volume 30 days (pcs.)	43.9747 EUR (0)
Ø price 100 days Ø volume 100 days (pcs.)	43.9394 EUR (0)
Ø price 250 days Ø volume 250 days (pcs.)	43.5946 EUR (0)
YTD High date	47.5110 EUR (2024/01/02)
YTD Low date	38.4620 EUR (2024/03/01)
52 Weeks High date	53.2103 EUR (2023/04/28)
52 Weeks Low date	35.9815 EUR (2023/10/23)

Recent Research

on sector	on market		
Date		Headline	Download
2024/04/03		Global Equity Ratings	
2024/03/13		Global Equity Ratings	
2024/02/22		Global Equity Ratings	
2024/02/14		Global Equity Ratings	
2024/01/23		Global Equity Ratings	