

COVIVIO S.A. FUTURE (FDRF) - EUX/C11

2024/04/16 18:52:34

Price
44.3158 EUR

Difference  -2.04% (-0.92)

General attributes

Symbol	FDRFC11
Exchange	Eurex
Currency	EUR
Security type	Future
Underlying	COVIVIO SA
Maturity	02-2025
Contract size	100

Market data

Bid (Bid size)	- EUR (-)
Ask (Ask size)	- EUR (-)
Open	44.3158 EUR
High	44.3158 EUR
Low	44.3158 EUR
Close (prev. day)	45.2396 EUR
Underlying	COVIVIO SA
Underlying price (date)	46.42 (24/04/17)
Settlement price (date)	44.32 (24/04/16)
Open Interest	0

Performance and Risk

	6m	1Y	3Y
Perf (%)	+14.32%	-17.09%	-
Perf (abs.)	+5.55	-9.13	-
Beta	-	-	-
Volatility	32.25	29.78	-

Futures and Options

Related Futures	-
Related Options	-

5Y












Information about previous performance does not guarantee future performance.
Source: FactSet

Price data

Ø price 5 days Ø volume 5 days (pcs.)	45.0769 EUR (0)
Ø price 30 days Ø volume 30 days (pcs.)	43.2403 EUR (0)
Ø price 100 days Ø volume 100 days (pcs.)	43.8630 EUR (0)
Ø price 250 days Ø volume 250 days (pcs.)	43.7095 EUR (0)
YTD High date	47.5110 EUR (2024/01/02)
YTD Low date	38.4620 EUR (2024/03/01)
52 Weeks High date	53.7201 EUR (2023/04/17)
52 Weeks Low date	35.9815 EUR (2023/10/23)

Recent Research

on sector	on market		
Date		Headline	Download
2024/04/03		Global Equity Ratings	
2024/03/13		Global Equity Ratings	
2024/02/22		Global Equity Ratings	
2024/02/14		Global Equity Ratings	
2024/01/23		Global Equity Ratings	