

COVIVIO S.A. FUTURE (FDRF) - EUX/C11

2023/06/09 18:46:12

Price
48.5994 EUR

Difference  0.93% (0.45)

General attributes

Symbol	FDRFC11
Exchange	Eurex
Currency	EUR
Security type	Future
Underlying	COVIVIO SA
Maturity	04-2024
Contract size	100

Market data

Bid (Bid size)	- EUR (-)
Ask (Ask size)	- EUR (-)
Open	48.5994 EUR
High	48.5994 EUR
Low	48.5994 EUR
Close (prev. day)	48.1495 EUR
Underlying	COVIVIO SA
Underlying price (date)	47.02 (23/06/09)
Settlement price (date)	48.60 (23/06/09)
Open Interest	0

Performance and Risk

	6m	1Y	3Y
Perf (%)	-	-	-
Perf (abs.)	-	-	-
Beta	-	-	-
Volatility	28.40	28.40	28.40

Futures and Options

Related Futures	-
Related Options	-












Information about previous performance does not guarantee future performance.
Source: FactSet

Price data

Ø price 5 days Ø volume 5 days (pcs.)	48.5033 EUR (0)
Ø price 30 days Ø volume 30 days (pcs.)	49.3486 EUR (0)
Ø price 100 days Ø volume 100 days (pcs.)	54.9960 EUR (0)
Ø price 250 days Ø volume 250 days (pcs.)	- EUR (0)
YTD High date	65.6857 EUR (2023/02/02)
YTD Low date	47.0444 EUR (2023/06/01)
52 Weeks High date	65.6857 EUR (2023/02/02)
52 Weeks Low date	47.0444 EUR (2023/06/01)

Recent Research

on sector	on market		
Date		Headline	Download
2023/06/06		Global Equity Ratings	
2023/06/01		Global Equity Ratings	
2023/05/24		Global Equity Ratings	
2023/05/03		Global Equity Ratings	
2023/04/25		Global Equity Ratings	