

COVIVIO S.A. FUTURE (FDRF) - EUX/C1

2024/09/13 18:35:09

Price
54.7912 EUR

Difference  0.63% (0.34)

General attributes

Symbol	FDRFC1
Exchange	Eurex
Currency	EUR
Security type	Future
Underlying	COVIVIO SA
Maturity	09-2024
Contract size	100

Market data

Bid (Bid size)	- EUR (-)
Ask (Ask size)	- EUR (-)
Open	54.7912 EUR
High	54.7912 EUR
Low	54.7912 EUR
Close (prev. day)	54.4467 EUR
Underlying	COVIVIO SA
Underlying price (date)	54.75 (24/09/13)
Settlement price (date)	54.79 (24/09/13)
Open Interest	0

Performance and Risk

	6m	1Y	3Y
Perf (%)	+28.71%	+25.24%	-
Perf (abs.)	+12.22	+11.04	-
Beta	-	-	-
Volatility	26.34	29.26	-

Futures and Options

Related Futures	-
Related Options	-

5Y












Information about previous performance does not guarantee future performance.
Source: FactSet

Price data

Ø price 5 days Ø volume 5 days (pcs.)	54.2022 EUR (0)
Ø price 30 days Ø volume 30 days (pcs.)	50.5583 EUR (0)
Ø price 100 days Ø volume 100 days (pcs.)	48.7178 EUR (0)
Ø price 250 days Ø volume 250 days (pcs.)	44.9388 EUR (0)
YTD High date	54.7912 EUR (2024/09/13)
YTD Low date	39.9190 EUR (2024/03/18)
52 Weeks High date	54.7912 EUR (2024/09/13)
52 Weeks Low date	37.1010 EUR (2023/10/23)

Recent Research

on sector		on market	
Date		Headline	Download
2024/09/11		Global Equity Ratings	
2024/09/05		Global Equity Ratings	
2024/08/12		Global Equity Ratings	
2024/07/24		Global Equity Ratings	
2024/07/12		Global Equity Ratings	