

COVIVIO S.A. FUTURE (FDRF) - EUX/C1

2024/07/26 18:35:15

Price
46.4877 EUR

Difference  -0.14% (-0.07)

General attributes

Symbol	FDRFC1
Exchange	Eurex
Currency	EUR
Security type	Future
Underlying	COVIVIO SA
Maturity	08-2024
Contract size	100

Market data

Bid (Bid size)	- EUR (-)
Ask (Ask size)	- EUR (-)
Open	46.4877 EUR
High	46.4877 EUR
Low	46.4877 EUR
Close (prev. day)	46.553 EUR
Underlying	COVIVIO SA
Underlying price (date)	46.38 (24/07/26)
Settlement price (date)	46.49 (24/07/26)
Open Interest	0

Performance and Risk

	6m	1Y	3Y
Perf (%)	+1.67%	+3.95%	-
Perf (abs.)	+0.76	+1.77	-
Beta	-	-	-
Volatility	30.77	29.54	-

Futures and Options

Related Futures	-
Related Options	-

5Y










Information about previous performance does not guarantee future performance.
Source: FactSet

Price data

Ø price 5 days Ø volume 5 days (pcs.)	46.3977 EUR (0)
Ø price 30 days Ø volume 30 days (pcs.)	46.0216 EUR (0)
Ø price 100 days Ø volume 100 days (pcs.)	44.4617 EUR (0)
Ø price 250 days Ø volume 250 days (pcs.)	43.6959 EUR (0)
YTD High date	48.4309 EUR (2024/01/02)
YTD Low date	39.9190 EUR (2024/03/18)
52 Weeks High date	49.5992 EUR (2023/12/28)
52 Weeks Low date	37.1010 EUR (2023/10/23)

Recent Research

on sector		on market	
Date		Headline	Download
2024/07/24		Global Equity Ratings	
2024/07/12		Global Equity Ratings	
2024/06/21		Global Equity Ratings	
2024/06/14		Global Equity Ratings	
2024/05/29		Global Equity Ratings	