

# FEDEX CORP. FUTURE (FDXF) - EUX/C10

2024/07/17 18:45:39

**Price**  
**317.2355** USD

**Difference**  **-1.01% (-3.25)**

### General attributes

|               |            |
|---------------|------------|
| Symbol        | FDXFC10    |
| Exchange      | Eurex      |
| Currency      | USD        |
| Security type | Future     |
| Underlying    | FEDEX CORP |
| Maturity      | 04-2025    |
| Contract size | 100        |

### Market data

|                         |                   |
|-------------------------|-------------------|
| Bid (Bid size)          | - USD (-)         |
| Ask (Ask size)          | - USD (-)         |
| Open                    | 317.2355 USD      |
| High                    | 317.2355 USD      |
| Low                     | 317.2355 USD      |
| Close (prev. day)       | 320.4809 USD      |
| Underlying              | FEDEX CORP        |
| Underlying price (date) | 310.43 (24/07/17) |
| Settlement price (date) | 317.24 (24/07/17) |
| Open Interest           | 0                 |

### Performance and Risk

|             | 6m      | 1Y      | 3Y |
|-------------|---------|---------|----|
| Perf (%)    | +26.89% | +20.64% | -  |
| Perf (abs.) | +67.23  | +54.26  | -  |
| Beta        | -       | -       | -  |
| Volatility  | 39.67   | 32.57   | -  |

### Futures and Options

|                 |   |
|-----------------|---|
| Related Futures | - |
| Related Options | - |

5Y






Information about previous performance does not guarantee future performance.  
 Source: FactSet

### Price data

|   |                           |
|---|---------------------------|
| Ø price 5 days   Ø volume 5 days (pcs.)     | 314.4971 USD (0)          |
| Ø price 30 days   Ø volume 30 days (pcs.)   | 282.3313 USD (0)          |
| Ø price 100 days   Ø volume 100 days (pcs.) | 272.6149 USD (0)          |
| Ø price 250 days   Ø volume 250 days (pcs.) | 264.3841 USD (0)          |
| YTD High   date                             | 320.4809 USD (2024/07/16) |
| YTD Low   date                              | 241.6540 USD (2024/02/19) |
| 52 Weeks High   date                        | 320.4809 USD (2024/07/16) |
| 52 Weeks Low   date                         | 233.4547 USD (2023/10/26) |

### Recent Research

| on sector  |   | on market             |   |
|------------|---|-----------------------|---|
| Date       |   | Headline              | Download  |
| 2024/07/12 |  | Global Equity Ratings |  |
| 2024/06/21 |  | Global Equity Ratings |  |
| 2024/06/14 |  | Global Equity Ratings |  |
| 2024/05/29 |  | Global Equity Ratings |  |
| 2024/04/26 |  | Global Equity Ratings |  |