

COVIVIO S.A. FUTURE (FDRF) - EUX/C10

2024/07/26 18:35:15

Price
44.5315 EUR

Difference  -0.15% (-0.07)

General attributes

| | |
|---------------|------------|
| Symbol | FDRFC10 |
| Exchange | Eurex |
| Currency | EUR |
| Security type | Future |
| Underlying | COVIVIO SA |
| Maturity | 05-2025 |
| Contract size | 100 |

Market data

| | |
|-------------------------|------------------|
| Bid (Bid size) | - EUR (-) |
| Ask (Ask size) | - EUR (-) |
| Open | 44.5315 EUR |
| High | 44.5315 EUR |
| Low | 44.5315 EUR |
| Close (prev. day) | 44.5977 EUR |
| Underlying | COVIVIO SA |
| Underlying price (date) | 46.38 (24/07/26) |
| Settlement price (date) | 44.53 (24/07/26) |
| Open Interest | 0 |

Performance and Risk

| | 6m | 1Y | 3Y |
|-------------|--------|--------|----|
| Perf (%) | -0.11% | +1.90% | - |
| Perf (abs.) | -0.05 | +0.83 | - |
| Beta | - | - | - |
| Volatility | 31.41 | 30.81 | - |

Futures and Options

| | |
|-----------------|---|
| Related Futures | - |
| Related Options | - |

5Y










Information about previous performance does not guarantee future performance.
Source: FactSet

Price data

| | |
|---|--------------------------|
| Ø price 5 days Ø volume 5 days (pcs.) | 44.4369 EUR (0) |
| Ø price 30 days Ø volume 30 days (pcs.) | 46.4478 EUR (0) |
| Ø price 100 days Ø volume 100 days (pcs.) | 45.2032 EUR (0) |
| Ø price 250 days Ø volume 250 days (pcs.) | 43.1227 EUR (0) |
| YTD High date | 49.4825 EUR (2024/05/03) |
| YTD Low date | 38.3705 EUR (2024/03/01) |
| 52 Weeks High date | 49.4825 EUR (2024/05/03) |
| 52 Weeks Low date | 35.8514 EUR (2023/10/23) |

Recent Research

| on sector | on market | | |
|------------|---|-----------------------|---|
| Date | | Headline | Download |
| 2024/07/24 |  | Global Equity Ratings |  |
| 2024/07/12 |  | Global Equity Ratings |  |
| 2024/06/21 |  | Global Equity Ratings |  |
| 2024/06/14 |  | Global Equity Ratings |  |
| 2024/05/29 |  | Global Equity Ratings |  |