

COVIVIO S.A. FUTURE (FDRF) - EUX/C10

2024/04/26 18:31:14

Price
48.0678 EUR

Difference  3.92% (1.81)

General attributes

| | |
|---------------|------------|
| Symbol | FDRFC10 |
| Exchange | Eurex |
| Currency | EUR |
| Security type | Future |
| Underlying | COVIVIO SA |
| Maturity | 02-2025 |
| Contract size | 100 |

Market data

| | |
|-------------------------|------------------|
| Bid (Bid size) | - EUR (-) |
| Ask (Ask size) | - EUR (-) |
| Open | 48.0678 EUR |
| High | 48.0678 EUR |
| Low | 48.0678 EUR |
| Close (prev. day) | 46.256 EUR |
| Underlying | COVIVIO SA |
| Underlying price (date) | 46.60 (24/04/26) |
| Settlement price (date) | 48.07 (24/04/26) |
| Open Interest | 0 |

Performance and Risk

| | 6m | 1Y | 3Y |
|-------------|---------|--------|----|
| Perf (%) | +32.38% | -7.28% | - |
| Perf (abs.) | +11.76 | -3.77 | - |
| Beta | - | - | - |
| Volatility | 32.16 | 29.46 | - |

Futures and Options

| | |
|-----------------|---|
| Related Futures | - |
| Related Options | - |

5Y












Information about previous performance does not guarantee future performance.
Source: FactSet

Price data

| | |
|---|--------------------------|
| Ø price 5 days Ø volume 5 days (pcs.) | 46.5325 EUR (0) |
| Ø price 30 days Ø volume 30 days (pcs.) | 44.4836 EUR (0) |
| Ø price 100 days Ø volume 100 days (pcs.) | 43.9489 EUR (0) |
| Ø price 250 days Ø volume 250 days (pcs.) | 43.6231 EUR (0) |
| YTD High date | 48.0678 EUR (2024/04/26) |
| YTD Low date | 38.3705 EUR (2024/03/01) |
| 52 Weeks High date | 53.0593 EUR (2023/04/28) |
| 52 Weeks Low date | 35.8514 EUR (2023/10/23) |

Recent Research

| on sector | | on market | |
|------------|---|-----------------------|---|
| Date | | Headline | Download |
| 2024/04/26 |  | Global Equity Ratings |  |
| 2024/04/03 |  | Global Equity Ratings |  |
| 2024/03/13 |  | Global Equity Ratings |  |
| 2024/02/22 |  | Global Equity Ratings |  |
| 2024/02/14 |  | Global Equity Ratings |  |