

# FLUGHAFEN ZÜRICH AG FUTURE (FHZF) - EUX/C1

2024/07/18 18:33:56

**Price**  
200.4068 CHF

**Difference**  -0.80% (-1.61)

### General attributes

Symbol	FHZFC1
Exchange	Eurex
Currency	CHF
Security type	Future
Underlying	FLUGHAFEN ZÜRICH AG
Maturity	07-2024
Contract size	100

### Market data

Bid (Bid size)	- CHF (-)
Ask (Ask size)	- CHF (-)
Open	200.4068 CHF
High	200.4068 CHF
Low	200.4068 CHF
Close (prev. day)	202.0138 CHF
Underlying	FLUGHAFEN ZÜRICH AG
Underlying price (date)	200.40 (24/07/18)
Settlement price (date)	200.41 (24/07/18)
Open Interest	0

### Performance and Risk

	6m	1Y	3Y
Perf (%)	+16.49%	+11.90%	-
Perf (abs.)	+28.60	+21.48	-
Beta	-	-	-
Volatility	19.88	17.36	-

### Futures and Options

Related Futures	-
Related Options	-












Information about previous performance does not guarantee future performance.  
Source: FactSet

### Price data

Ø price 5 days   Ø volume 5 days (pcs.)	202.6281 CHF (0)
Ø price 30 days   Ø volume 30 days (pcs.)	198.4097 CHF (0)
Ø price 100 days   Ø volume 100 days (pcs.)	194.9180 CHF (0)
Ø price 250 days   Ø volume 250 days (pcs.)	182.6719 CHF (0)
YTD High   date	207.1994 CHF (2024/03/27)
YTD Low   date	173.4164 CHF (2024/01/17)
52 Weeks High   date	207.1994 CHF (2024/03/27)
52 Weeks Low   date	166.8788 CHF (2023/10/26)

### Recent Research

on sector		on market	
Date		Headline	Download
2024/07/12		Global Equity Ratings	
2024/06/21		Global Equity Ratings	
2024/06/14		Global Equity Ratings	
2024/05/29		Global Equity Ratings	
2024/04/26		Global Equity Ratings	