

FLUGHAFEN ZÜRICH AG FUTURE (FHZF) - EUX/C13

2024/07/18 18:33:56

Price
199.187 CHF

Difference  **-0.80% (-1.60)**

General attributes

Symbol	FHZFC13
Exchange	Eurex
Currency	CHF
Security type	Future
Underlying	FLUGHAFEN ZÜRICH AG
Maturity	07-2025
Contract size	100

Market data

Bid (Bid size)	- CHF (-)
Ask (Ask size)	- CHF (-)
Open	199.187 CHF
High	199.187 CHF
Low	199.187 CHF
Close (prev. day)	200.7879 CHF
Underlying	FLUGHAFEN ZÜRICH AG
Underlying price (date)	200.40 (24/07/18)
Settlement price (date)	199.19 (24/07/18)
Open Interest	0

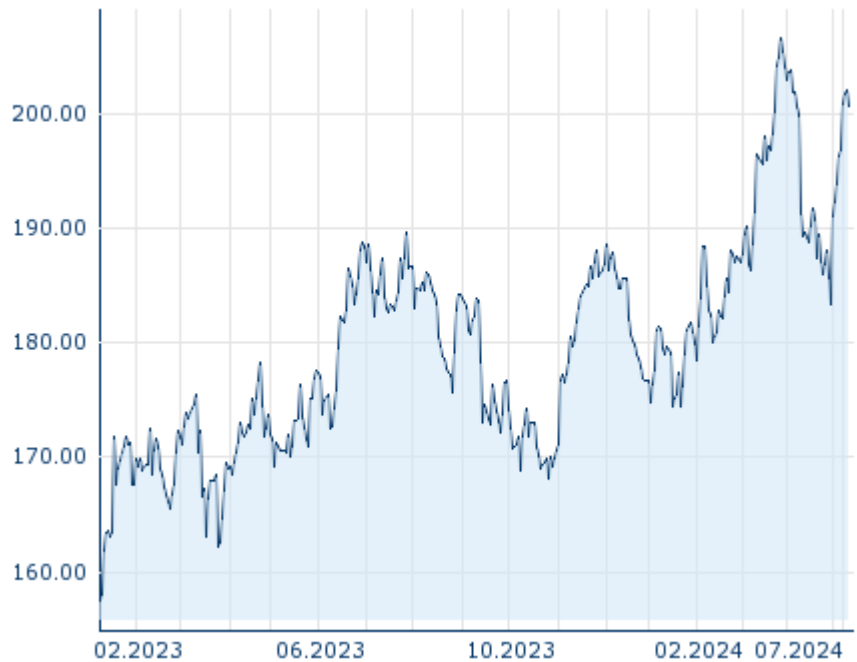
Performance and Risk

	6m	1Y	3Y
Perf (%)	+15.11%	+9.91%	-
Perf (abs.)	+26.35	+18.10	-
Beta	-	-	-
Volatility	19.87	17.50	-

Futures and Options

Related Futures	-
Related Options	-

5Y










Information about previous performance does not guarantee future performance.
Source: FactSet

Price data

Ø price 5 days Ø volume 5 days (pcs.)	201.433 CHF (0)
Ø price 30 days Ø volume 30 days (pcs.)	197.367 CHF (0)
Ø price 100 days Ø volume 100 days (pcs.)	194.429 CHF (0)
Ø price 250 days Ø volume 250 days (pcs.)	183.690 CHF (0)
YTD High date	206.728 CHF (2024/03/27)
YTD Low date	174.435 CHF (2024/01/17)
52 Weeks High date	206.728 CHF (2024/03/27)
52 Weeks Low date	168.201 CHF (2023/10/26)

Recent Research

on sector		on market	
Date		Headline	Download
2024/07/12		Global Equity Ratings	
2024/06/21		Global Equity Ratings	
2024/06/14		Global Equity Ratings	
2024/05/29		Global Equity Ratings	
2024/04/26		Global Equity Ratings	