

# COVIVIO S.A. FUTURE (FDRF) - EUX/C12

2024/09/02 18:39:55

Price  
**50.2384** EUR

Difference  3.16% (1.54)

### General attributes

Symbol	FDRFC12
Exchange	Eurex
Currency	EUR
Security type	Future
Underlying	COVIVIO SA
Maturity	08-2025
Contract size	100

### Market data

Bid (Bid size)	- EUR (-)
Ask (Ask size)	- EUR (-)
Open	50.2384 EUR
High	50.2384 EUR
Low	50.2384 EUR
Close (prev. day)	48.7014 EUR
Underlying	COVIVIO SA
Underlying price (date)	51.50 (24/09/03)
Settlement price (date)	50.24 (24/09/02)
Open Interest	0

### Performance and Risk

	6m	1Y	3Y
Perf (%)	+30.25%	+15.37%	-
Perf (abs.)	+11.67	+6.69	-
Beta	-	-	-
Volatility	35.75	33.02	-

### Futures and Options

Related Futures	-
Related Options	-

5Y












Information about previous performance does not guarantee future performance.  
Source: FactSet

### Price data

Ø price 5 days   Ø volume 5 days (pcs.)	49.3239 EUR (0)
Ø price 30 days   Ø volume 30 days (pcs.)	46.8714 EUR (0)
Ø price 100 days   Ø volume 100 days (pcs.)	46.3249 EUR (0)
Ø price 250 days   Ø volume 250 days (pcs.)	43.7856 EUR (0)
YTD High   date	50.2384 EUR (2024/09/02)
YTD Low   date	38.5718 EUR (2024/03/01)
52 Weeks High   date	50.2384 EUR (2024/09/02)
52 Weeks Low   date	36.0840 EUR (2023/10/23)

### Recent Research

on sector		on market	
Date		Headline	Download
2024/08/12		Global Equity Ratings	
2024/07/24		Global Equity Ratings	
2024/07/12		Global Equity Ratings	
2024/06/21		Global Equity Ratings	
2024/06/14		Global Equity Ratings	