

COVIVIO S.A. FUTURE (FDRF) - EUX/C12

2024/04/25 18:46:46

Price
46.4758 EUR

Difference  0.00% (0.00)

General attributes

Symbol	FDRFC12
Exchange	Eurex
Currency	EUR
Security type	Future
Underlying	COVIVIO SA
Maturity	04-2025
Contract size	100

Market data

Bid (Bid size)	- EUR (-)
Ask (Ask size)	- EUR (-)
Open	46.4758 EUR
High	46.4758 EUR
Low	46.4758 EUR
Close (prev. day)	46.4757 EUR
Underlying	COVIVIO SA
Underlying price (date)	44.84 (24/04/25)
Settlement price (date)	46.48 (24/04/25)
Open Interest	0

Performance and Risk

	6m	1Y	3Y
Perf (%)	+27.80%	-10.72%	-
Perf (abs.)	+10.11	-5.58	-
Beta	-	-	-
Volatility	31.74	29.49	-

Futures and Options

Related Futures	-
Related Options	-

5Y












Information about previous performance does not guarantee future performance.
Source: FactSet

Price data

Ø price 5 days Ø volume 5 days (pcs.)	45.7952 EUR (0)
Ø price 30 days Ø volume 30 days (pcs.)	44.3050 EUR (0)
Ø price 100 days Ø volume 100 days (pcs.)	44.1088 EUR (0)
Ø price 250 days Ø volume 250 days (pcs.)	43.4827 EUR (0)
YTD High date	47.6241 EUR (2024/01/02)
YTD Low date	38.5718 EUR (2024/03/01)
52 Weeks High date	53.3995 EUR (2023/04/28)
52 Weeks Low date	36.0840 EUR (2023/10/23)

Recent Research

on sector	on market		
Date		Headline	Download
2024/04/03		Global Equity Ratings	
2024/03/13		Global Equity Ratings	
2024/02/22		Global Equity Ratings	
2024/02/14		Global Equity Ratings	
2024/01/23		Global Equity Ratings	