

COVIVIO S.A. FUTURE (FDRF) - EUX/C12

2023/09/25 18:57:18

Price
41.9076 EUR

Difference  -0.46% (-0.19)

General attributes

Symbol	FDRFC12
Exchange	Eurex
Currency	EUR
Security type	Future
Underlying	COVIVIO SA
Maturity	09-2024
Contract size	100

Market data

Bid (Bid size)	- EUR (-)
Ask (Ask size)	- EUR (-)
Open	41.9076 EUR
High	41.9076 EUR
Low	41.9076 EUR
Close (prev. day)	42.1006 EUR
Underlying	COVIVIO SA
Underlying price (date)	42.18 (23/09/26)
Settlement price (date)	41.91 (23/09/25)
Open Interest	0

Performance and Risk

	6m	1Y	3Y
Perf (%)	-16.64%	-	-
Perf (abs.)	-8.37	-	-
Beta	-	-	-
Volatility	26.87	28.18	28.18

Futures and Options

Related Futures	-
Related Options	-












Information about previous performance does not guarantee future performance.
Source: FactSet

Price data

Ø price 5 days Ø volume 5 days (pcs.)	42.4652 EUR (0)
Ø price 30 days Ø volume 30 days (pcs.)	42.1690 EUR (0)
Ø price 100 days Ø volume 100 days (pcs.)	43.9823 EUR (0)
Ø price 250 days Ø volume 250 days (pcs.)	- EUR (0)
YTD High date	65.9059 EUR (2023/02/02)
YTD Low date	38.7976 EUR (2023/08/21)
52 Weeks High date	65.9059 EUR (2023/02/02)
52 Weeks Low date	38.7976 EUR (2023/08/21)

Recent Research

on sector		on market	
Date		Headline	Download
2023/09/08		Global Equity Ratings	
2023/08/22		Global Equity Ratings	
2023/08/17		Global Equity Ratings	
2023/08/09		Global Equity Ratings	
2023/07/21		Global Equity Ratings	