

# COVIVIO S.A. FUTURE (FDRF) - EUX/C12

2023/06/09 18:46:12

Price  
**46.3459** EUR

Difference  0.98% (0.45)

### General attributes

Symbol	FDRFC12
Exchange	Eurex
Currency	EUR
Security type	Future
Underlying	COVIVIO SA
Maturity	05-2024
Contract size	100

### Market data

Bid (Bid size)	- EUR (-)
Ask (Ask size)	- EUR (-)
Open	46.3459 EUR
High	46.3459 EUR
Low	46.3459 EUR
Close (prev. day)	45.8948 EUR
Underlying	COVIVIO SA
Underlying price (date)	47.02 (23/06/09)
Settlement price (date)	46.35 (23/06/09)
Open Interest	0

### Performance and Risk

	6m	1Y	3Y
Perf (%)	-	-	-
Perf (abs.)	-	-	-
Beta	-	-	-
Volatility	29.52	29.52	29.52

### Futures and Options

Related Futures	-
Related Options	-

5Y












Information about previous performance does not guarantee future performance.  
Source: FactSet

### Price data

Ø price 5 days   Ø volume 5 days (pcs.)	46.2540 EUR (0)
Ø price 30 days   Ø volume 30 days (pcs.)	48.5212 EUR (0)
Ø price 100 days   Ø volume 100 days (pcs.)	54.9603 EUR (0)
Ø price 250 days   Ø volume 250 days (pcs.)	- EUR (0)
YTD High   date	65.9059 EUR (2023/02/02)
YTD Low   date	44.7832 EUR (2023/06/01)
52 Weeks High   date	65.9059 EUR (2023/02/02)
52 Weeks Low   date	44.7832 EUR (2023/06/01)

### Recent Research

on sector		on market	
Date		Headline	Download
2023/06/06		Global Equity Ratings	
2023/06/01		Global Equity Ratings	
2023/05/24		Global Equity Ratings	
2023/05/03		Global Equity Ratings	
2023/04/25		Global Equity Ratings	