

COVIVIO S.A. FUTURE (FDRF) - EUX/C13

2024/04/26 18:31:14

Price
45.1108 EUR

Difference  4.21% (1.82)

General attributes

Symbol	FDRFC13
Exchange	Eurex
Currency	EUR
Security type	Future
Underlying	COVIVIO SA
Maturity	05-2025
Contract size	100

Market data

Bid (Bid size)	- EUR (-)
Ask (Ask size)	- EUR (-)
Open	45.1108 EUR
High	45.1108 EUR
Low	45.1108 EUR
Close (prev. day)	43.2866 EUR
Underlying	COVIVIO SA
Underlying price (date)	46.60 (24/04/26)
Settlement price (date)	45.11 (24/04/26)
Open Interest	0

Performance and Risk

	6m	1Y	3Y
Perf (%)	+23.13%	-9.66%	-
Perf (abs.)	+8.47	-4.82	-
Beta	-	-	-
Volatility	38.67	33.04	-

Futures and Options

Related Futures	-
Related Options	-

5Y











Information about previous performance does not guarantee future performance.
Source: FactSet

Price data

Ø price 5 days Ø volume 5 days (pcs.)	43.7075 EUR (0)
Ø price 30 days Ø volume 30 days (pcs.)	44.2114 EUR (0)
Ø price 100 days Ø volume 100 days (pcs.)	44.0108 EUR (0)
Ø price 250 days Ø volume 250 days (pcs.)	43.3775 EUR (0)
YTD High date	47.7142 EUR (2024/01/02)
YTD Low date	38.3132 EUR (2024/02/19)
52 Weeks High date	51.1532 EUR (2023/04/28)
52 Weeks Low date	36.3073 EUR (2023/10/23)

Recent Research

on sector	on market		
Date		Headline	Download
2024/04/26		Global Equity Ratings	
2024/04/03		Global Equity Ratings	
2024/03/13		Global Equity Ratings	
2024/02/22		Global Equity Ratings	
2024/02/14		Global Equity Ratings	