

COVIVIO S.A. FUTURE (FDRF) - EUX/C13

2024/04/19 18:41:51

Price
45.0688 EUR

Difference  -0.14% (-0.06)

General attributes

Symbol	FDRFC13
Exchange	Eurex
Currency	EUR
Security type	Future
Underlying	COVIVIO SA
Maturity	12-2025
Contract size	100

Market data

Bid (Bid size)	- EUR (-)
Ask (Ask size)	- EUR (-)
Open	45.0688 EUR
High	45.0688 EUR
Low	45.0688 EUR
Close (prev. day)	45.1322 EUR
Underlying	COVIVIO SA
Underlying price (date)	43.46 (24/04/19)
Settlement price (date)	42.61 (24/04/19)
Open Interest	0

Performance and Risk

	6m	1Y	3Y
Perf (%)	+20.02%	-16.21%	-
Perf (abs.)	+7.53	-8.73	-
Beta	-	-	-
Volatility	38.10	32.93	-

Futures and Options

Related Futures	-
Related Options	-

5Y












Information about previous performance does not guarantee future performance.
Source: FactSet

Price data

Ø price 5 days Ø volume 5 days (pcs.)	45.0579 EUR (0)
Ø price 30 days Ø volume 30 days (pcs.)	43.7536 EUR (0)
Ø price 100 days Ø volume 100 days (pcs.)	44.0061 EUR (0)
Ø price 250 days Ø volume 250 days (pcs.)	43.5281 EUR (0)
YTD High date	47.7142 EUR (2024/01/02)
YTD Low date	38.3132 EUR (2024/02/19)
52 Weeks High date	53.1532 EUR (2023/04/19)
52 Weeks Low date	36.3073 EUR (2023/10/23)

Recent Research

on sector	on market		
Date		Headline	Download
2024/04/03		Global Equity Ratings	
2024/03/13		Global Equity Ratings	
2024/02/22		Global Equity Ratings	
2024/02/14		Global Equity Ratings	
2024/01/23		Global Equity Ratings	