

EXPEDIA GROUP INC. FUTURE (EXDF) - EUX/C1

2024/08/07 18:43:10

Price
115.1899 USD

Difference  -0.44% (-0.51)

General attributes

Symbol	EXDFC1
Exchange	Eurex
Currency	USD
Security type	Future
Underlying	EXPEDIA GROUP INC
Maturity	08-2024
Contract size	100

Market data

Bid (Bid size)	- USD (-)
Ask (Ask size)	- USD (-)
Open	115.1899 USD
High	115.1899 USD
Low	115.1899 USD
Close (prev. day)	115.6959 USD
Underlying	EXPEDIA GROUP INC
Underlying price (date)	113.15 (24/08/07)
Settlement price (date)	115.19 (24/08/07)
Open Interest	0

Performance and Risk

	6m	1Y	3Y
Perf (%)	-24.86%	+11.13%	-
Perf (abs.)	-38.28	+11.59	-
Beta	-	-	-
Volatility	51.87	43.95	-

Futures and Options

Related Futures	-
Related Options	-






5Y

Information about previous performance does not guarantee future performance.
Source: FactSet

Price data

Ø price 5 days Ø volume 5 days (pcs.)	118.9799 USD (0)
Ø price 30 days Ø volume 30 days (pcs.)	128.4910 USD (0)
Ø price 100 days Ø volume 100 days (pcs.)	130.9610 USD (0)
Ø price 250 days Ø volume 250 days (pcs.)	127.5960 USD (0)
YTD High date	157.2946 USD (2024/02/08)
YTD Low date	113.1441 USD (2024/08/05)
52 Weeks High date	157.2946 USD (2024/02/08)
52 Weeks Low date	93.6368 USD (2023/11/01)

Recent Research

on sector		on market	
Date		Headline	Download
2024/07/24		Global Equity Ratings	
2024/07/12		Global Equity Ratings	
2024/06/21		Global Equity Ratings	
2024/06/14		Global Equity Ratings	
2024/05/29		Global Equity Ratings	