

EXPEDIA GROUP INC. FUTURE (EXDF) - EUX/C11

2024/06/21 19:17:08

Price
130.9238 USD

Difference  **-0.40% (-0.53)**

General attributes

Symbol	EXDFC11
Exchange	Eurex
Currency	USD
Security type	Future
Underlying	EXPEDIA GROUP INC
Maturity	05-2025
Contract size	100

Market data

Bid (Bid size)	- USD (-)
Ask (Ask size)	- USD (-)
Open	130.9238 USD
High	130.9238 USD
Low	130.9238 USD
Close (prev. day)	131.4535 USD
Underlying	EXPEDIA GROUP INC
Underlying price (date)	129.76 (24/06/25)
Settlement price (date)	136.35 (24/06/25)
Open Interest	0

Performance and Risk

	6m	1Y	3Y
Perf (%)	-17.38%	+18.23%	-
Perf (abs.)	-27.53	+20.19	-
Beta	-	-	-
Volatility	47.30	46.88	-

Futures and Options

Related Futures	-
Related Options	-

5Y








Information about previous performance does not guarantee future performance.
Source: FactSet

Price data

Ø price 5 days Ø volume 5 days (pcs.)	131.2445 USD (0)
Ø price 30 days Ø volume 30 days (pcs.)	- USD (-)
Ø price 100 days Ø volume 100 days (pcs.)	141.2955 USD (0)
Ø price 250 days Ø volume 250 days (pcs.)	131.2696 USD (0)
YTD High date	164.0117 USD (2024/02/08)
YTD Low date	120.9770 USD (2024/05/06)
52 Weeks High date	164.0117 USD (2024/02/08)
52 Weeks Low date	97.8750 USD (2023/10/20)

Recent Research

on sector		on market	
Date		Headline	Download
2024/06/21		Global Equity Ratings	
2024/06/14		Global Equity Ratings	
2024/05/29		Global Equity Ratings	
2024/04/26		Global Equity Ratings	
2024/04/03		Global Equity Ratings	