

# EXPEDIA GROUP INC. FUTURE (EXDF) - EUX/C11

2024/05/06 18:29:39

**Price**  
**120.977** USD

**Difference**  **-1.04% (-1.27)**

### General attributes

Symbol	EXDFC11
Exchange	Eurex
Currency	USD
Security type	Future
Underlying	EXPEDIA GROUP INC
Maturity	04-2025
Contract size	100

### Market data

Bid (Bid size)	- USD (-)
Ask (Ask size)	- USD (-)
Open	120.977 USD
High	120.977 USD
Low	120.977 USD
Close (prev. day)	122.2457 USD
Underlying	EXPEDIA GROUP INC
Underlying price (date)	110.50 (24/05/24)
Settlement price (date)	116.14 (24/05/24)
Open Interest	0

### Performance and Risk

	6m	1Y	3Y
Perf (%)	+1.99%	+23.62%	-
Perf (abs.)	+2.37	+23.11	-
Beta	-	-	-
Volatility	44.06	45.76	-

### Futures and Options

Related Futures	-
Related Options	-

5Y










Information about previous performance does not guarantee future performance.  
Source: FactSet

### Price data

Ø price 5 days   Ø volume 5 days (pcs.)	133.589 USD (0)
Ø price 30 days   Ø volume 30 days (pcs.)	138.536 USD (0)
Ø price 100 days   Ø volume 100 days (pcs.)	146.783 USD (0)
Ø price 250 days   Ø volume 250 days (pcs.)	127.990 USD (0)
YTD High   date	164.012 USD (2024/02/08)
YTD Low   date	120.977 USD (2024/05/06)
52 Weeks High   date	164.012 USD (2024/02/08)
52 Weeks Low   date	93.003 USD (2023/05/12)

### Recent Research

on sector		on market	
Date		Headline	Download
2024/04/26		Global Equity Ratings	
2024/04/03		Global Equity Ratings	
2024/03/13		Global Equity Ratings	
2024/02/22		Global Equity Ratings	
2024/02/14		Global Equity Ratings	