

E.ON SE FUTURE (EOAI) - EUX/C1

2024/05/06 18:29:38

Price
12.2073 EURDifference  -0.12% (-0.01)

General attributes

Symbol	EOAIC1
Exchange	Eurex
Currency	EUR
Security type	Future
Underlying	E.ON SE
Maturity	06-2024
Contract size	100

Market data

Bid (Bid size)	- EUR (-)
Ask (Ask size)	- EUR (-)
Open	12.2073 EUR
High	12.2073 EUR
Low	12.2073 EUR
Close (prev. day)	12.2214 EUR
Underlying	E.ON SE
Underlying price (date)	12.70 (24/05/17)
Settlement price (date)	12.75 (24/05/17)
Open Interest	7,500

Performance and Risk

	6m	1Y	3Y
Perf (%)	+8.23%	+4.30%	-
Perf (abs.)	+0.93	+0.50	-
Beta	-	-	-
Volatility	17.70	17.06	-

Futures and Options

Related Futures	-
Related Options	-

5Y












Information about previous performance does not guarantee future performance.
Source: FactSet

Price data

Ø price 5 days Ø volume 5 days (pcs.)	12.1244 EUR (0)
Ø price 30 days Ø volume 30 days (pcs.)	12.3634 EUR (0)
Ø price 100 days Ø volume 100 days (pcs.)	12.2881 EUR (0)
Ø price 250 days Ø volume 250 days (pcs.)	11.7439 EUR (156)
YTD High date	12.9156 EUR (2024/03/28)
YTD Low date	11.7215 EUR (2024/02/27)
52 Weeks High date	12.9156 EUR (2024/03/28)
52 Weeks Low date	10.6098 EUR (2023/10/03)

Recent Research

on underlying	on sector	on market	
Date		Headline	Download
2022/12/19		Global Equity Ratings	
2022/11/28		Global Equity Ratings	
2022/11/18		Global Equity Ratings	
2022/10/31		Global Equity Ratings	
2022/10/05		Global Equity Ratings	